
**Noise Abatement Procedures
Non-Compliance Maps by Airline
May 2009**

The Noise Programs office monitors all arrival and departure noise abatement procedures. Attached are maps depicting actual flight data from the previous month in which airlines had a non-compliance rate greater than 10% for specific noise abatement procedures. At the bottom of each page you will find the compliance rate compared to all Sea-Tac air traffic as well as the overall compliance rate for the airline for that specific noise abatement procedure.

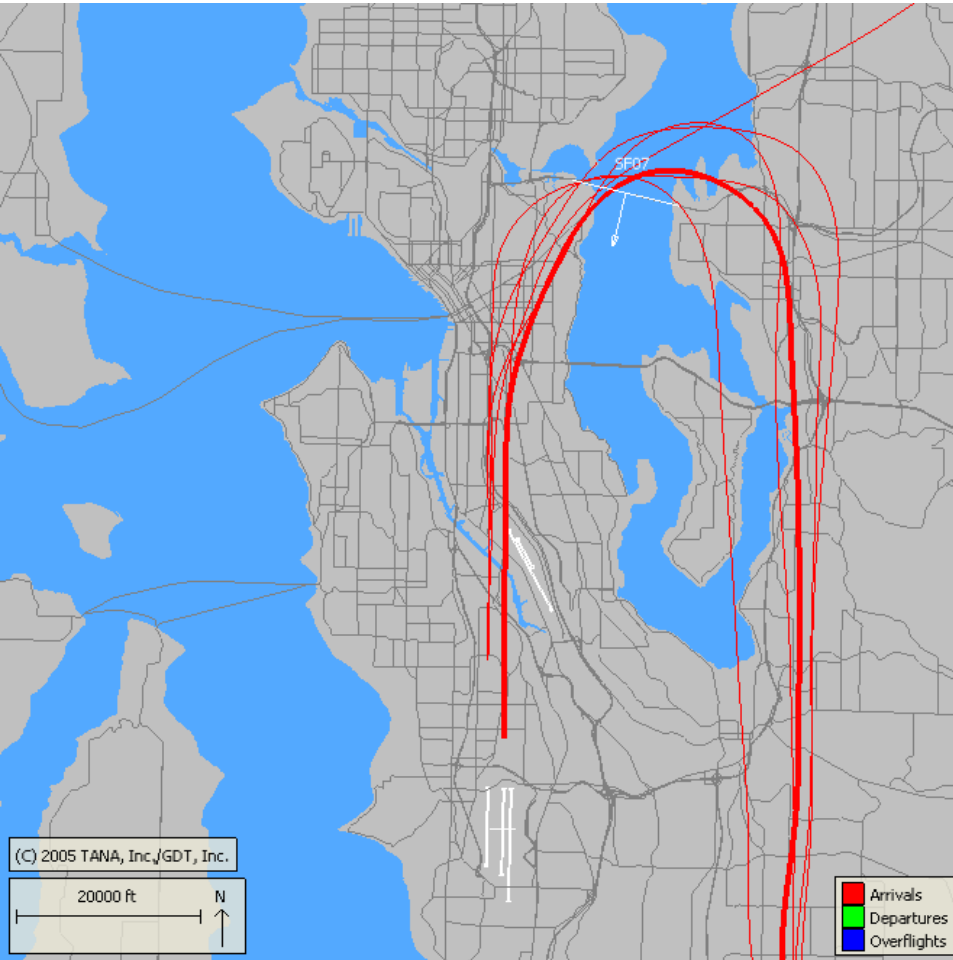
You will find non-compliance maps for the following airlines for May 2009 operations:

- Alaska Airlines
- America West
- Continental Airlines
- Delta Airlines
- Frontier Airlines
- Southwest Airlines
- United Airlines

American Airlines

May 2009

South flow – Arrivals from the east
2200 - 0600



Actual Date/Time	Flight No	Runway	Tail No	Aircraft Type
5/3/2009 1:32	AAL1017	16C	N435AA	MD83
5/5/2009 22:51	AAL1707	16R	N9413T	MD83
5/7/2009 23:55	AAL1017	16C	N9406W	MD83
5/16/2009 22:53	AAL1017	16R	N9401W	MD83
5/18/2009 22:56	AAL1017	16R	N9404V	MD83
5/19/2009 22:05	-	16R	N595AA	MD83

Total SEA Ops	338
Total SEA Violations	42
<hr/>	
Total AAL Ops	48
Total AAL Violations	6

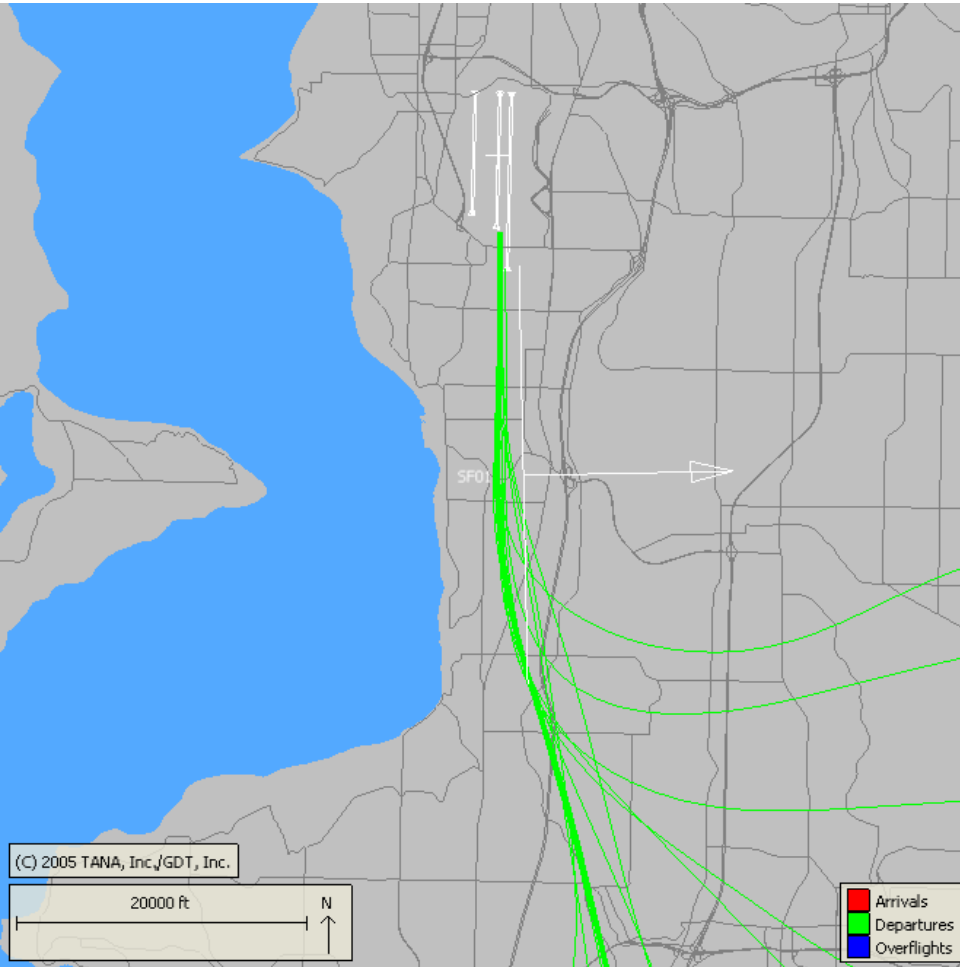
- AAL represents 14.2% of all SEA violations through this corridor
- 12.5% of all AAL south flow arrivals from the east were violations

Alaska Airlines

May 2009

South flow - Departures to the east

0600 – 2200



Total SEA Ops	1651
Total SEA Violations	90
<hr/>	
²⁴⁵ Total ASA Ops	321
Total ASA Violations	11

Actual Date/Time	Flight No	Runway	Tail No	Aircraft Type
5/5/2009 18:41	ASA526	16C	N607AS	B737
5/7/2009 18:07	ASA694	16C	N583AS	B738
5/8/2009 12:56	ASA672	16C	-	B738
5/11/2009 12:15	ASA692	16C	N626AS	B737
5/12/2009 7:21	ASA250	16C	N319AS	B739
5/12/2009 14:53	ASA512	16C	-	B738
5/12/2009 14:58	ASA552	16C	N323AS	B739
5/12/2009 16:49	ASA853	16C	N570AS	B738
5/12/2009 17:52	ASA514	16C	N553AS	B738
5/12/2009 17:54	ASA612	16C	N320AS	B739
5/25/2009 9:12	ASA8	16C	-	B738

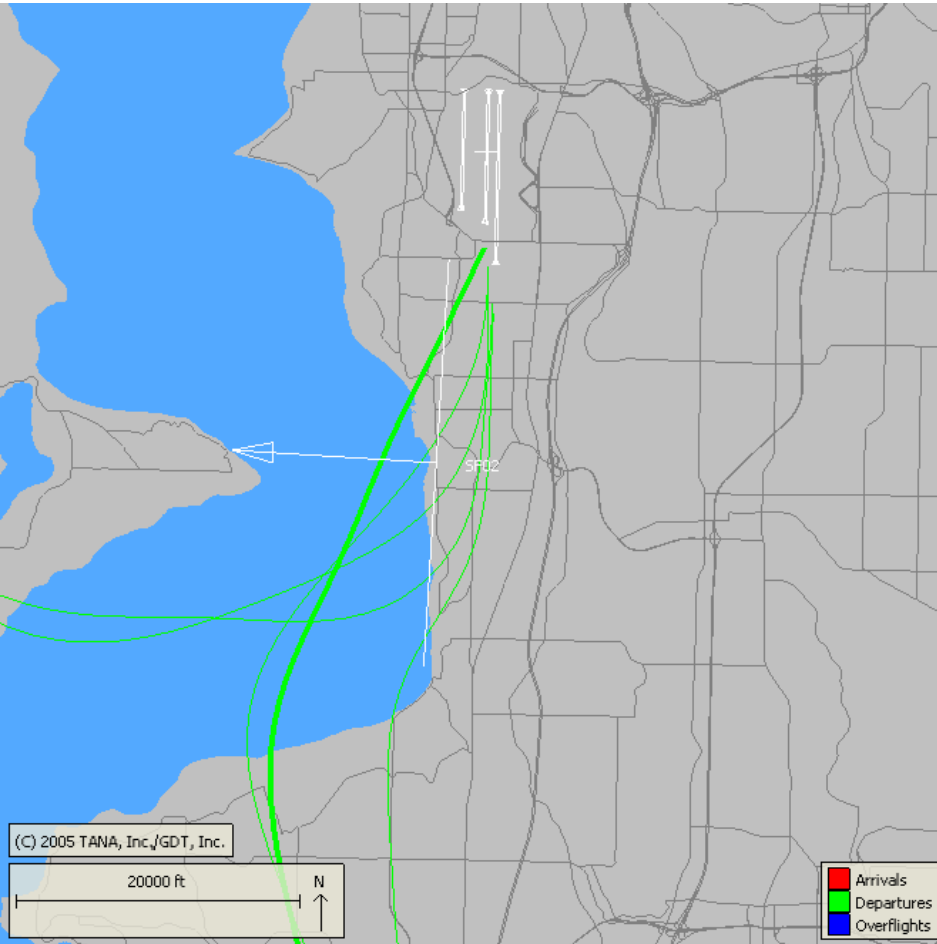
- ASA represents 12.2% of all SEA violations through this corridor
- 3.4% of all ASA south flow departures to the east were violations

Alaska Airlines

May 2009

South flow - Departures to the west

0600 – 2200



Total SEA Ops	1376
Total SEA Violations	7
<hr/>	
²⁴⁵ Total ASA Ops	751
Total ASA Violations	5

Actual Date/Time	Flight No	Runway	Tail No	Aircraft Type
5/2/2009 17:12	ASA474	16C	N794AS	B734
5/6/2009 17:13	-	16C	N767AS	B734
5/11/2009 11:57	ASA95	16C	-	B738
5/12/2009 18:28	ASA129	16C	-	B738
5/14/2009 8:56	ASA20	16C	N302AS	B739

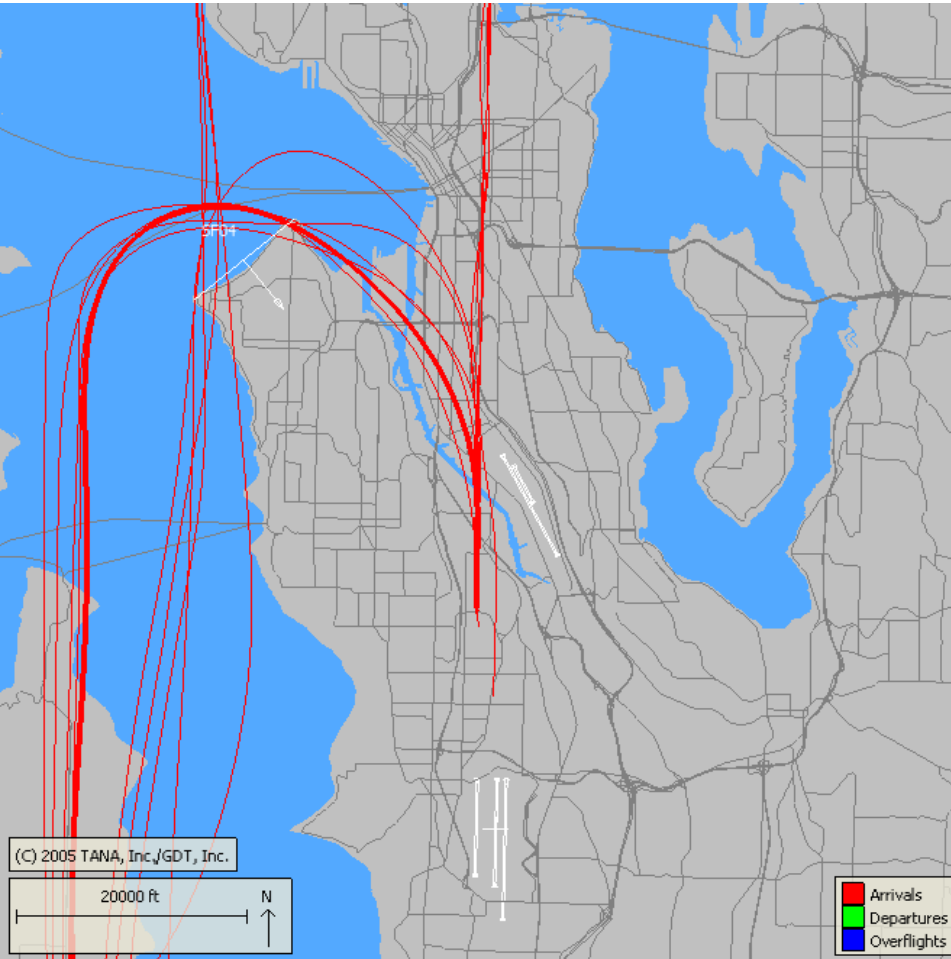
- ASA represents 71.4% of all SEA violations through this corridor
- .6% of all ASA south flow departures to the east were violations

Alaska Airlines

May 2009

South flow – Arrivals from the west

0600 – 2200



Actual Date/Time	Flight No	Runway	Tail No	Aircraft Type
5/1/2009 16:41	ASA345	16R	N648AS	B737
5/3/2009 17:14	ASA523	16C	-	B738
5/5/2009 13:39	-	16R	N797AS	B734
5/8/2009 9:16	ASA493	16R	-	B737
5/10/2009 10:46	ASA495	16R	-	B738
5/13/2009 17:58	-	16R	N713AS	B734
5/13/2009 19:00	-	16R	N649AS	B737
5/13/2009 21:29	ASA856	16R	N577AS	B738
5/24/2009 13:22	ASA305	16R	N583AS	B738
5/24/2009 16:25	ASA505	16R	N607AS	B737

Total SEA Ops	2391
Total SEA Violations	29
<hr/>	
Total ASA Ops	1424
Total ASA Violations	10

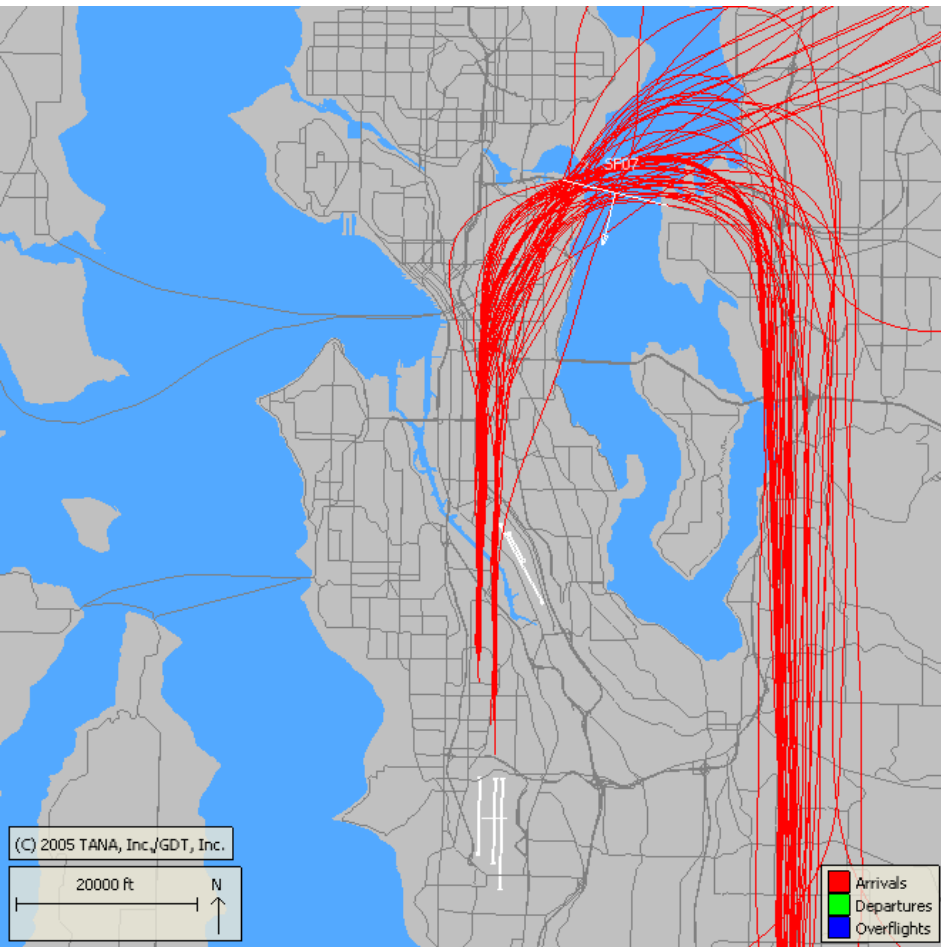
- ASA represents 40% of all SEA violations through this corridor
- .7% of all ASA south flow arrivals from the west were violations

Alaska Airlines

May 2009

South flow – Arrivals from the east

0600 – 2200



Total SEA Ops	2305
Total SEA Violations	177
<hr/>	
Total ASA Ops	481
Total ASA Violations	47

- ASA represents 26.5% of all SEA violations through this corridor
- 9.7% of all ASA south flow arrivals from the east were violations

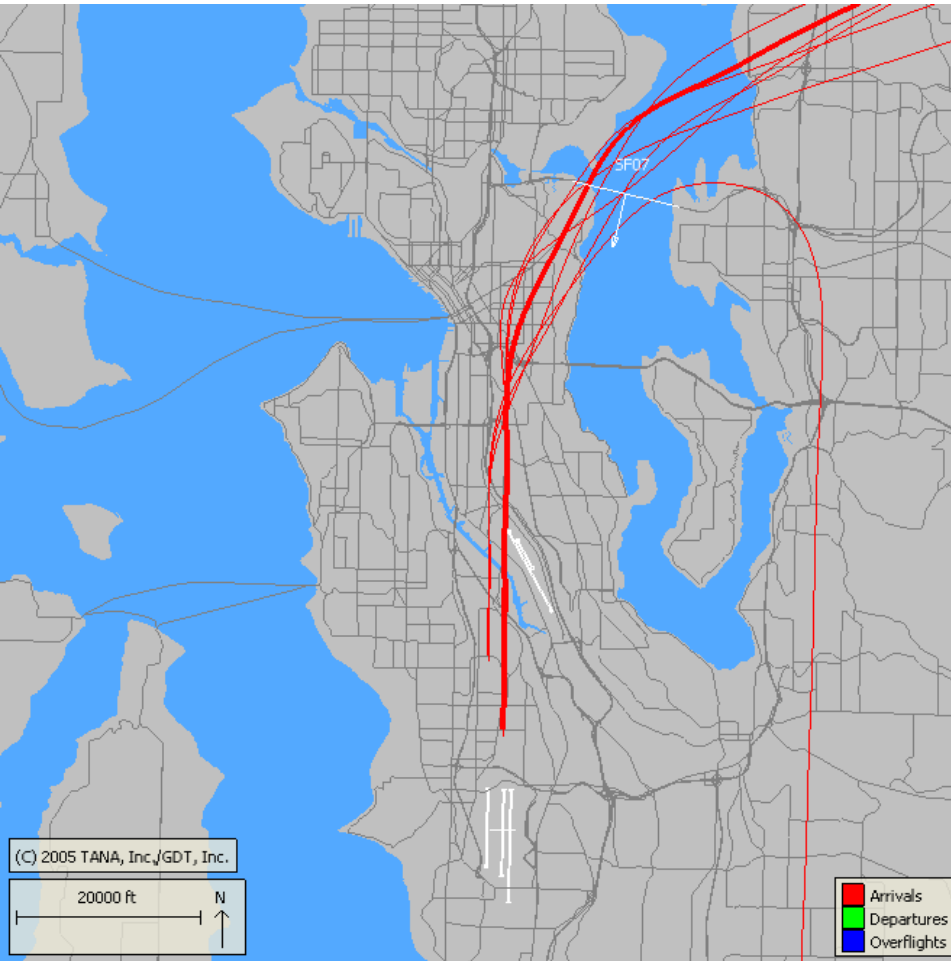
Actual Date/Time	Flight No	Runway	Tail No	Aircraft Type
5/1/2009 19:13	ASA635	16R	N708AS	B734
5/3/2009 6:44	ASA697	16R	N796AS	B734
5/3/2009 18:51	ASA649	16C	N551AS	B738
5/3/2009 19:15	ASA203	16R	N546AS	B738
5/3/2009 21:36	ASA19	16R	-	B738
5/5/2009 8:57	ASA677	16R	-	B738
5/6/2009 14:04	ASA671	16R	N552AS	B738
5/7/2009 9:35	ASA547	16R	N778AS	B734
5/7/2009 19:23	ASA673	16R	-	B738
5/7/2009 20:03	ASA39	16R	N548AS	B738
5/7/2009 20:45	ASA663	16R	-	B738
5/11/2009 6:51	ASA697	16R	N799AS	B734
5/12/2009 12:26	ASA643	16R	N548AS	B738
5/12/2009 14:27	ASA631	16R	N583AS	B738
5/12/2009 16:32	ASA633	16R	N612AS	B737
5/12/2009 19:05	ASA649	16R	-	B738
5/13/2009 7:55	ASA699	16R	-	B738
5/13/2009 14:17	ASA671	16R	-	B738
5/13/2009 16:40	ASA633	16R	N607AS	B737
5/14/2009 17:51	ASA23	16R	N302AS	B739
5/14/2009 18:59	ASA673	16R	N553AS	B738
5/14/2009 20:59	ASA3	16R	-	B738
5/14/2009 21:55	ASA15	16C	-	B738
5/15/2009 9:44	ASA665	16R	N563AS	B738
5/15/2009 10:22	ASA21	16R	N559AS	B738
5/15/2009 12:38	ASA643	16R	N562AS	B738
5/17/2009 8:56	ASA641	16C	-	B738
5/17/2009 11:02	ASA11	16C	-	B738
5/17/2009 21:12	ASA19	16R	N548AS	B738
5/18/2009 7:56	ASA699	16R	N307AS	B739
5/18/2009 9:48	ASA677	16R	N553AS	B738
5/18/2009 13:40	ASA671	16C	N562AS	B738
5/18/2009 16:30	ASA107	16R	N549AS	B738
5/20/2009 14:17	ASA671	16R	N558AS	B738
5/24/2009 6:43	ASA697	16R	N703AS	B734
5/24/2009 8:48	ASA641	16R	N797AS	B734
5/24/2009 10:49	ASA9	16R	-	B738
5/24/2009 13:17	ASA645	16R	-	B738
5/24/2009 20:00	ASA3	16R	-	B738
5/24/2009 21:36	ASA19	16C	-	B738
5/25/2009 8:53	ASA665	16R	-	B738
5/25/2009 9:01	ASA641	16R	N568AS	B738
5/25/2009 9:52	ASA21	16R	N553AS	B738
5/25/2009 21:25	ASA7	16C	-	B738
5/26/2009 9:00	ASA641	16C	N570AS	B738
5/26/2009 19:46	ASA39	16C	N563AS	B738
5/27/2009 11:01	ASA9	16C	-	B738

Delta Airlines

May 2009

South flow – Arrivals from the east

2200 – 0600



Actual Date/Time	Flight No	Runway	Tail No	Aircraft Type
5/2/2009 23:38	DAL1063	16C	N3765	B738
5/10/2009 0:12	DAL1063	16C	N37700	B738
5/12/2009 0:20	DAL1063	16C	N658DL	B752
5/14/2009 23:11	DAL739	16R	N3748Y	B738
5/17/2009 22:17	DAL1206	16R	N639DL	B752
5/17/2009 22:27	DAL739	16C	N3748Y	B738
5/25/2009 23:38	DAL1063	16R	N616DL	B752

Total SEA Ops	338
Total SEA Violations	42
<hr/>	
Total DAL Ops	44
Total DAL Violations	7

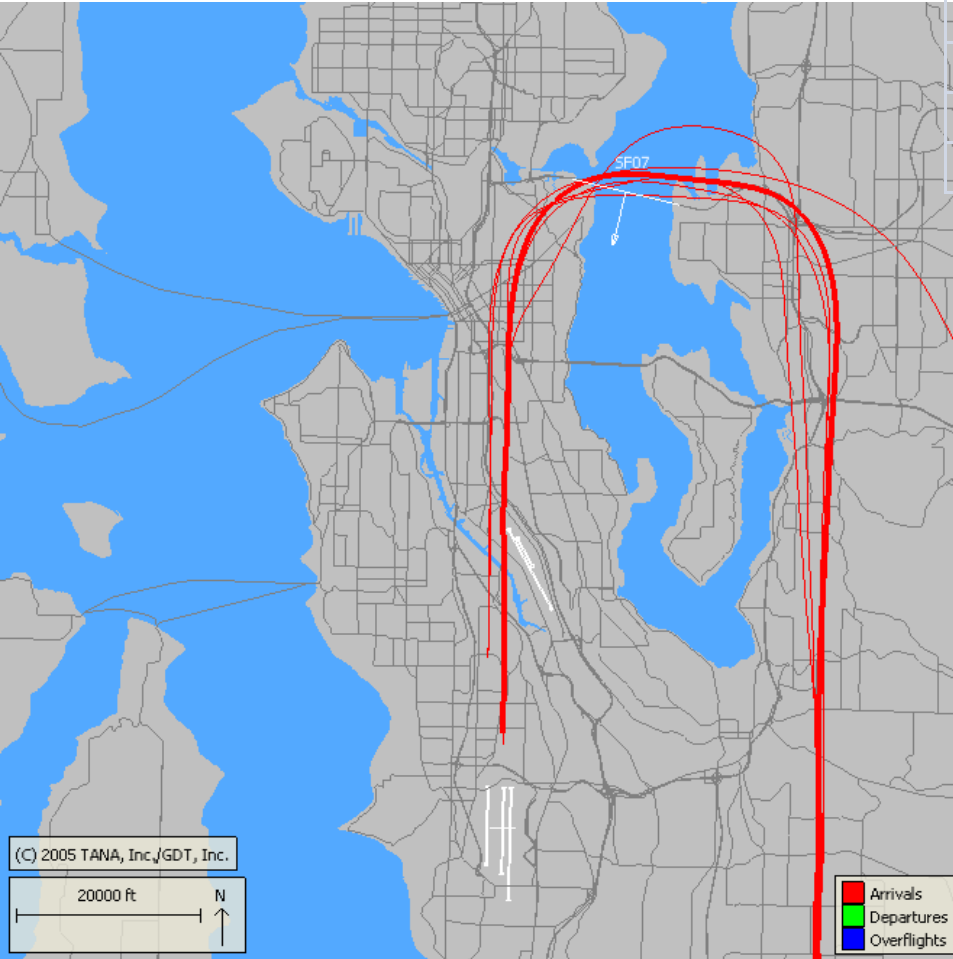
- DAL represents 16.6% of all SEA violations through this corridor
- 15.9% of all DAL south flow arrivals from the east were violations

Frontier Airlines

May 2009

South flow – Arrivals from the east
2200 - 0600

Actual Date/Time	Flight No	Runway	Tail No	Aircraft Type
5/2/2009 22:56	FFT837	16C	N918FR	A319
5/4/2009 23:28	FFT837	16C	N922FR	A319
5/5/2009 23:22	FFT837	16C	N922FR	A319
5/13/2009 1:53	FFT837	16R	N938FR	A319
5/14/2009 23:40	FFT837	16C	N904FR	A319
5/16/2009 23:14	FFT837	16R	N935FR	A319



Total SEA Ops	338
Total SEA Violations	42
<hr/>	
Total FFT Ops	20
Total FFT Violations	6

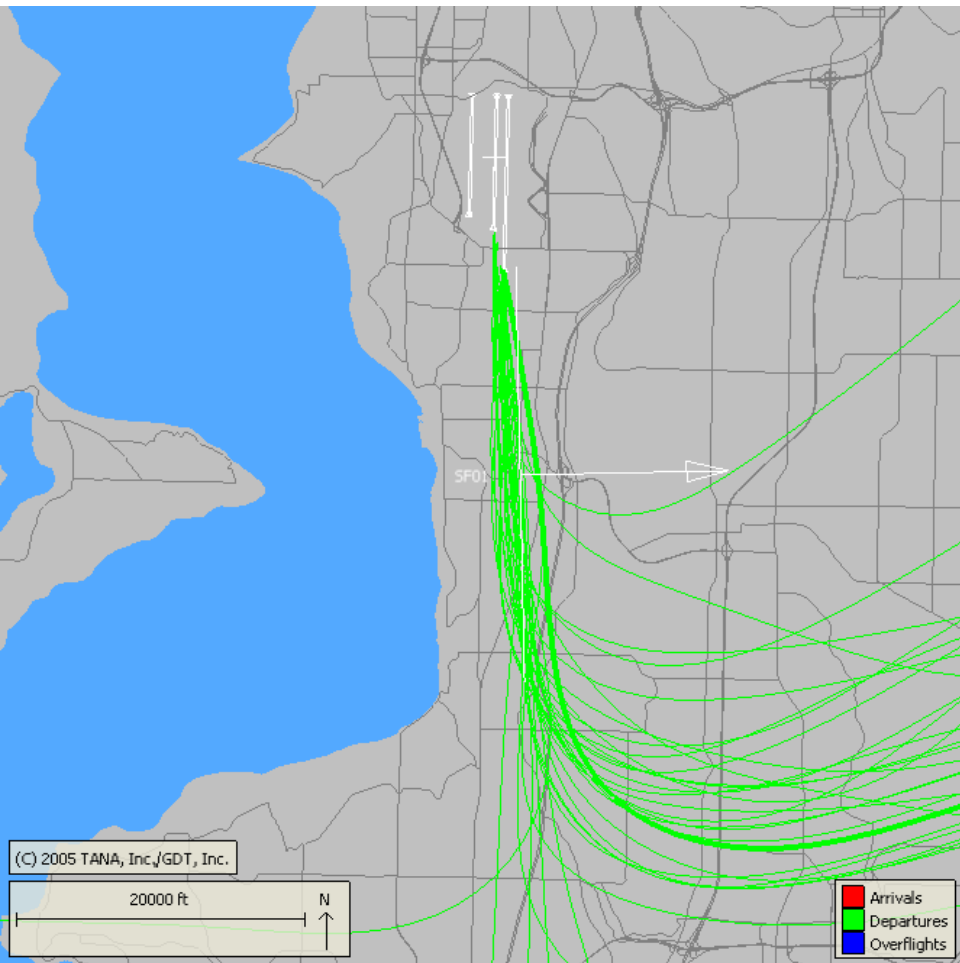
- FFT represents 14.2% of all SEA violations through this corridor
- 30% of all FFT south flow arrivals from the east were violations

Southwest Airlines

May 2009

South flow – Departures to the east

0600 – 2200



Total SEA Ops	1651
Total SEA Violations	90
<hr/>	
Total SWA Ops	202
Total SWA Violations	33

- SWA represents 36.6% of all SEA violations through this corridor
- 16.3% of all SWA south flow departures to the east were violations

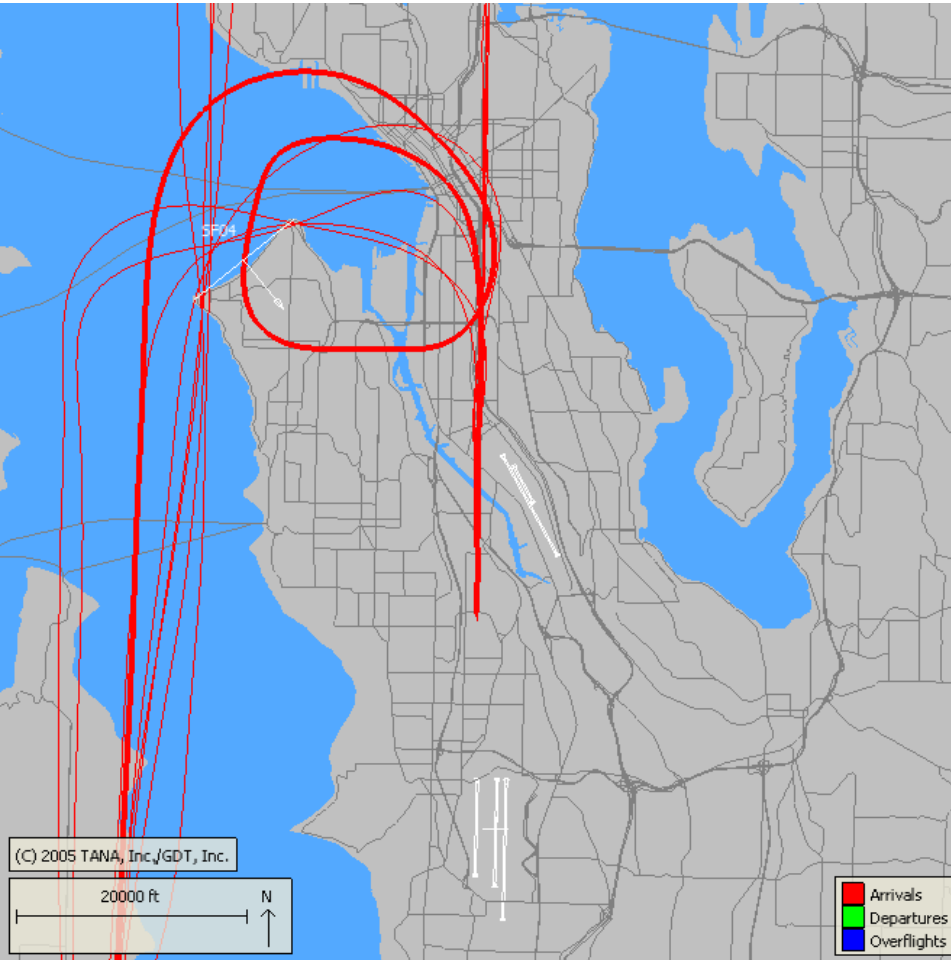
Actual Date/Time	Flight No	Runway	Tail No	Aircraft Type
5/2/2009 17:10	SWA2902	16C	N472WN	B737
5/2/2009 21:01	SWA1453	16C	N282WN	B737
5/2/2009 21:40	-	16C	N776WN	B737
5/3/2009 19:52	SWA2811	16C	N602SW	B733
5/5/2009 7:14	SWA1338	16C	N429WN	B737
5/5/2009 8:20	SWA1619	16C	N440LV	B737
5/5/2009 10:12	SWA1233	16C	N454WN	B737
5/5/2009 12:21	SWA1485	16C	N751SW	B737
5/5/2009 13:37	SWA637	16C	N358SW	B733
5/5/2009 15:35	SWA1081	16C	N354SW	B733
5/5/2009 17:49	SWA576	16C	N243WN	B737
5/6/2009 15:51	SWA70	16C	N285WN	B737
5/7/2009 12:27	SWA1485	16C	N789SW	B737
5/7/2009 16:22	SWA3774	16C	N781WN	B737
5/10/2009 6:51	SWA1772	16C	N483WN	B737
5/12/2009 18:02	SWA2784	16C	N770SA	B737
5/12/2009 18:57	SWA674	16C	N794SW	B737
5/19/2009 9:43	SWA1588	16C	N427WN	B737
5/19/2009 10:26	SWA649	16C	N512SW	B735
5/19/2009 11:13	SWA3336	16C	N308SA	B733
5/20/2009 10:31	SWA649	16C	N510SW	B735
5/24/2009 9:16	SWA2630	16C	N411WN	B737
5/24/2009 12:48	SWA2549	16C	N258WN	B737
5/24/2009 17:39	SWA1463	16C	N370SW	B733
5/25/2009 6:55	SWA1772	16C	N354SW	B737
5/25/2009 9:39	SWA1588	16C	N282WN	B737
5/25/2009 11:05	SWA3336	16C	N392SW	B733
5/25/2009 19:13	SWA674	16C	N259WN	B737
5/26/2009 10:26	SWA649	16C	N316SW	B733
5/26/2009 11:04	SWA3336	16C	N385SW	B733
5/26/2009 15:44	SWA1237	16C	N699SW	B733
5/26/2009 19:04	SWA2277	16C	N521SW	B735
5/27/2009 12:33	SWA1007	16C	-	B737

Southwest Airlines

May 2009

South flow – Arrivals from the west

0600 – 2200



Actual Date/Time	Flight No	Runway	Tail No	Aircraft Type
5/4/2009 20:31	SWA356	16R	N261WN	B737
5/5/2009 13:37	SWA3063	16R	N463WN	B737
5/6/2009 17:22	-	16R	N286WN	B737
5/12/2009 12:05	SWA76	16R	N688SW	B733
5/13/2009 19:11	-	16R	N490WN	B737
5/13/2009 20:43	SWA221	16R	N479WN	B737
5/15/2009 8:02	SWA1762	16R	N237WN	B737
5/24/2009 19:56	SWA2940	16R	N514SW	B735
5/26/2009 15:25	SWA935	16R	N737JW	B737

Total SEA Ops	2391
Total SEA Violations	29
<hr/>	
Total SWA Ops	305
Total SWA Violations	9

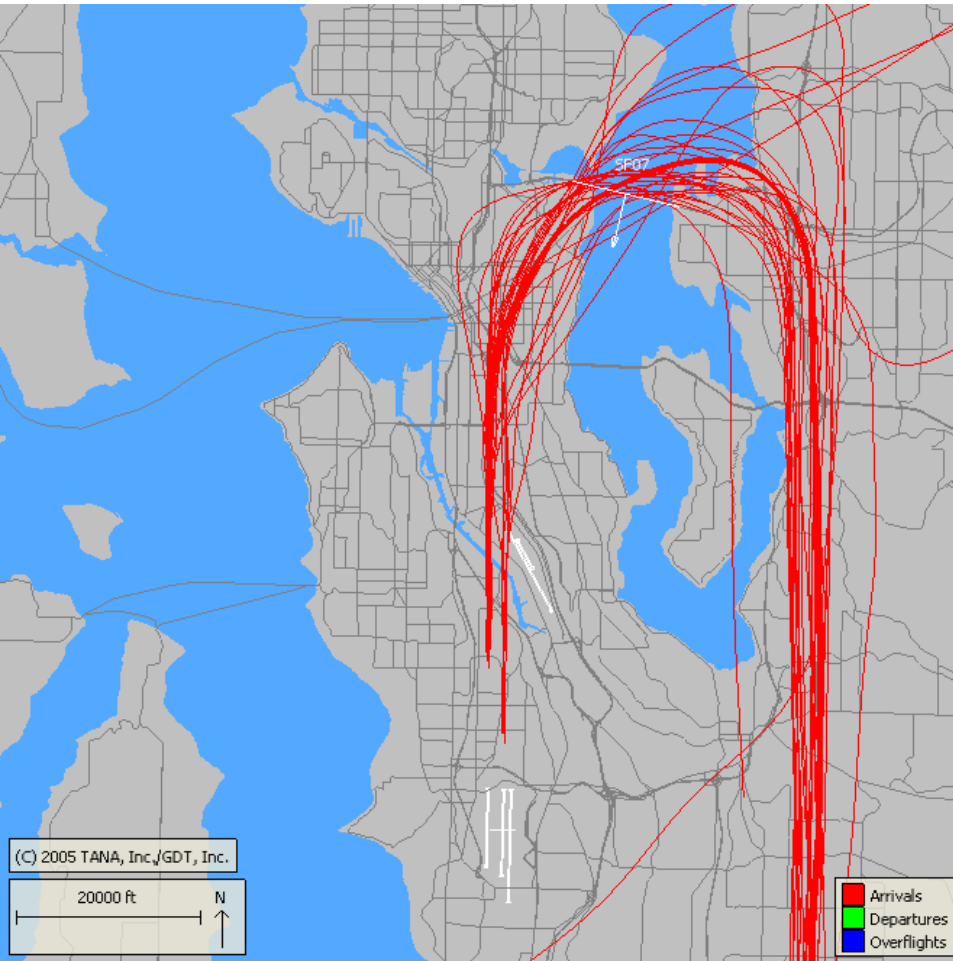
- SWA represents 31% of all SEA violations through this corridor
- 2.9% of all SWA south flow arrivals from the west were violations

Southwest Airlines

May 2009

South flow – Arrivals from the east

0600 – 2200



Total SEA Ops	2305
Total SEA Violations	177
<hr/>	
Total SWA Ops	326
Total SWA Violations	30

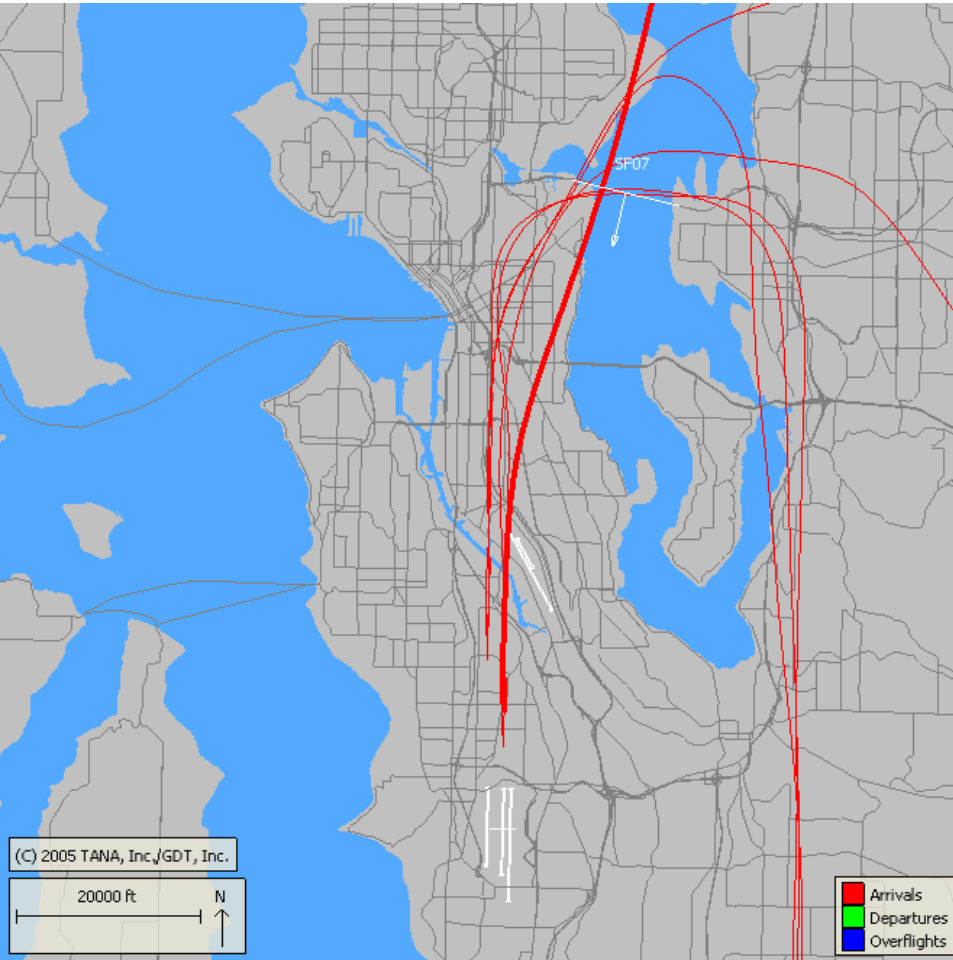
- SWA represents 16.9% of all SEA violations through this corridor
- 9.2% of all SWA south flow arrivals from the east were violations

Actual Date/Time	Flight No	Runway	Tail No	Aircraft Type
5/1/2009 19:11	SWA239	16R	N676SW	B733
5/3/2009 10:36	SWA1333	16R	N347SW	B733
5/3/2009 11:03	SWA3748	16R	N769SW	B737
5/3/2009 16:23	SWA2276	16R	N481WN	B737
5/3/2009 17:58	SWA9006	16C	N401WN	B737
5/4/2009 10:37	SWA315	16R	N642WN	B733
5/5/2009 9:15	-	16R	N454WN	B737
5/5/2009 20:21	SWA972	16C	N334SW	B733
5/7/2009 12:44	SWA1341	16R	N383SW	B733
5/7/2009 14:58	SWA815	16R	N726SW	B737
5/7/2009 18:35	SWA71	16R	N498WN	B737
5/10/2009 12:40	SWA989	16C	N317WN	B733
5/12/2009 19:29	SWA1242	16R	N451WN	B737
5/14/2009 16:28	SWA1420	16R	N780SW	B737
5/15/2009 10:19	SWA3668	16R	N798SW	B737
5/15/2009 12:52	SWA953	16R	N465WN	B737
5/17/2009 9:31	SWA2556	16R	N281WN	B737
5/17/2009 10:11	SWA3668	16R	N646SW	B733
5/17/2009 10:47	SWA1198	16C	N418WN	B737
5/18/2009 12:45	SWA989	16R	N344SW	B733
5/18/2009 16:14	SWA1420	16C	N626SW	B733
5/19/2009 7:38	SWA1110	16R	N786SW	B737
5/19/2009 14:04	SWA1150	16R	N664WN	B733
5/19/2009 19:12	SWA1242	16R	N315SW	B733
5/24/2009 13:30	SWA1791	16R	N317WN	B733
5/24/2009 14:27	SWA2098	16C	N237WN	B737
5/24/2009 15:00	SWA1936	16R	N318SW	B733
5/24/2009 18:21	SWA1093	16C	-	B737
5/26/2009 9:28	SWA2556	16R	N316SW	B733
5/27/2009 12:34	SWA953	16R	N790SW	B737

Southwest Airlines

May 2009

South flow – Arrivals from the east
2200 - 0600



Actual Date/Time	Flight No	Runway	Tail No	Aircraft Type
5/4/2009 1:36	SWA8504	16C	N350SW	B733
5/5/2009 23:47	SWA2964	16R	N726SW	B737
5/13/2009 23:33	SWA957	16R	N514SW	B735
5/14/2009 22:33	SWA969	16R	N210WN	B737
5/14/2009 23:42	SWA957	16C	N505SW	B735
5/27/2009 0:19	SWA957	16C	N525SW	B735

Total SEA Ops	338
Total SEA Violations	42
<hr/>	
Total SWA Ops	28
Total SWA Violations	6

- SWA represents 14.2% of all SEA violations through this corridor
- 21.4% of all SWA south flow arrivals from the east were violations