
Noise Abatement Procedures Non-Compliance Maps by Airline January 2009

The Noise Programs office monitors all arrival and departure noise abatement procedures. Attached are maps depicting actual flight data from the previous month in which airlines had a success rate of less than 90% for specific noise abatement procedures. At the bottom of each page you will find the compliance rate compared to all Sea-Tac air traffic as well as the overall compliance rate for the airline for that specific noise abatement procedure.

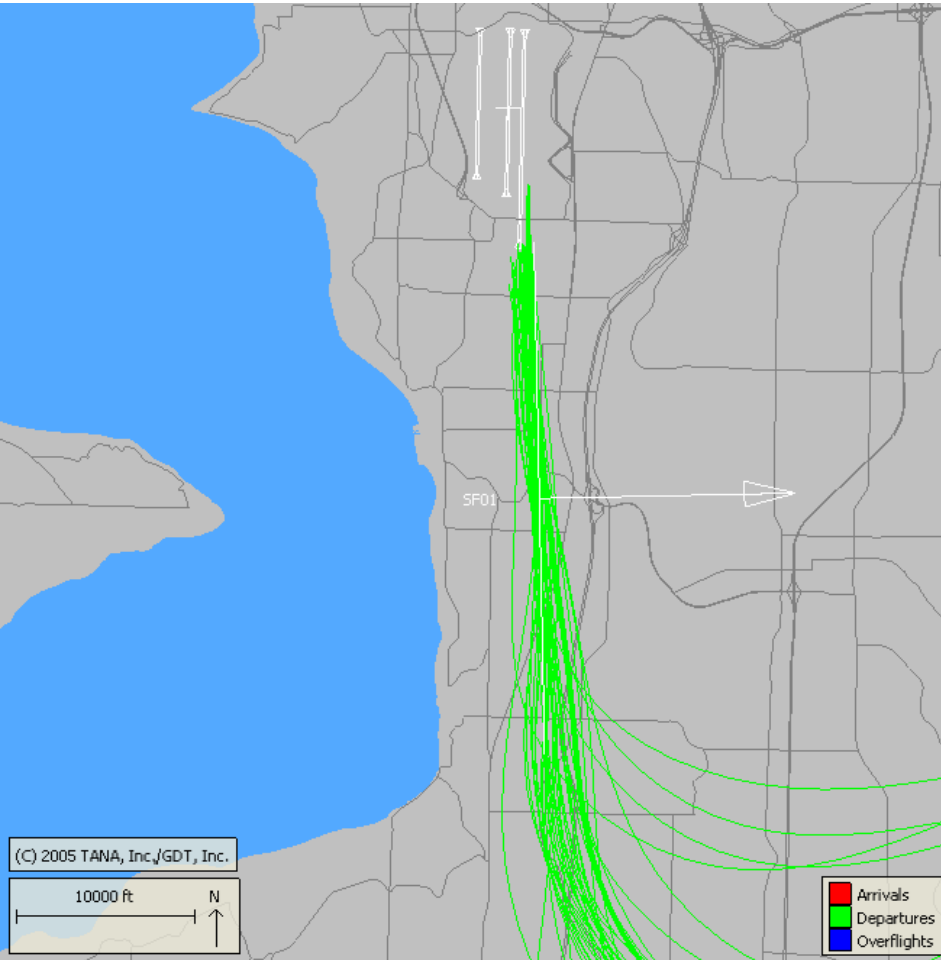
You will find non-compliance maps for the following airlines for January 2009 operations:

- Alaska Airlines
- American Airlines
- Frontier Airlines
- Horizon Airlines
- Northwest Airlines
- Southwest Airlines
- United Airlines

American Airlines

January 2009

South flow - Departures to the east
0600 – 2200



Total SEA Ops	2271
Total SEA Violations	341
<hr/>	
²⁴⁵ Total AAL Ops	245
Total AAL Violations	37

- AAL represents 10.8% of all SEA violations through this corridor
- 15.1% of all AAL south flow departures to the east were violations

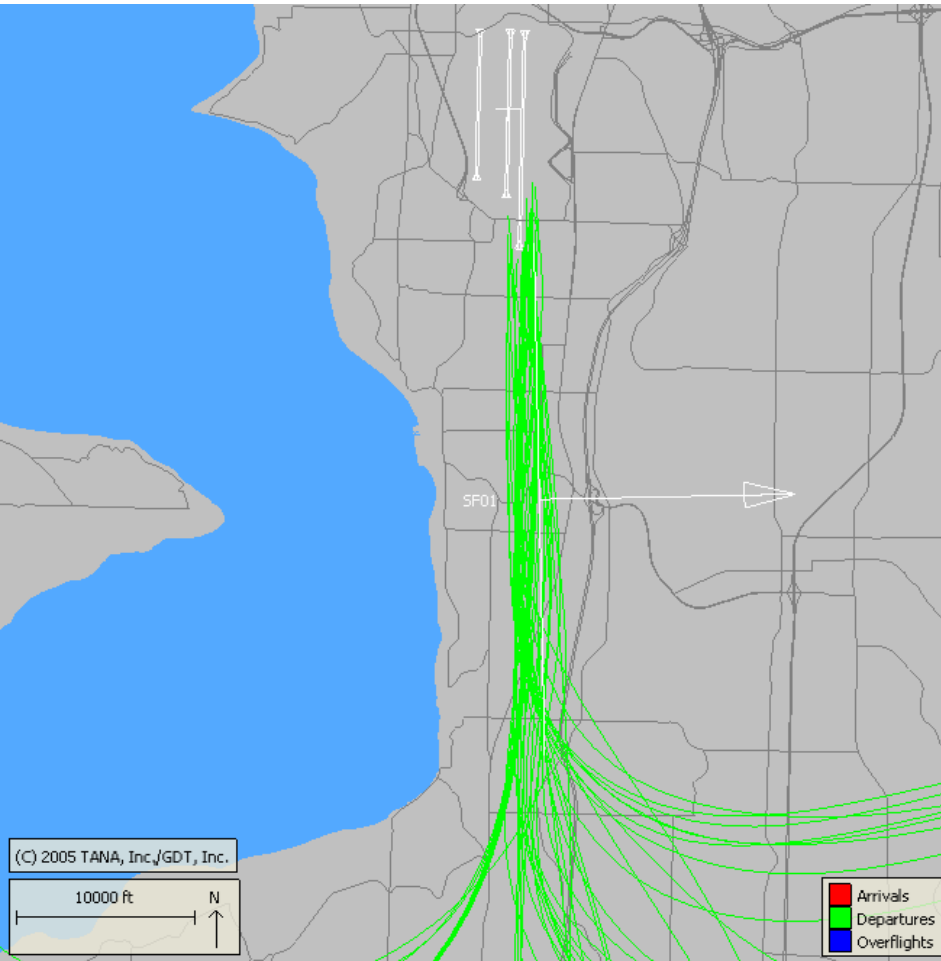
Actual Date/Time	Flight No	Runway	Tail No	Aircraft
1/1/2009 10:35	-	16L	N9626F	MD83
1/1/2009 11:08	-	16C	N9413T	MD83
1/1/2009 12:40	AAL1918	16C	N9677W	MD83
1/1/2009 13:51	AAL1414	16L	N681AA	B752
1/5/2009 6:26	AAL1902	16L	N9403W	MD83
1/5/2009 9:06	AAL1238	16C	N563AA	MD83
1/5/2009 12:16	AAL1918	16C	N433AA	MD83
1/5/2009 15:24	AAL1358	16C	N562AA	MD83
1/6/2009 8:56	AAL1238	16L	N971TW	MD83
1/6/2009 9:15	-	16L	N439AA	MD83
1/6/2009 13:03	-	16L	N76201	MD83
1/6/2009 13:16	-	16L	N674AN	B752
1/6/2009 16:45	AAL1358	16L	N564AA	MD83
1/7/2009 6:31	AAL370	16L	N9619V	MD83
1/7/2009 7:01	AAL1902	16L	N975TW	MD83
1/7/2009 7:27	AAL1494	16L	N965TW	MD83
1/7/2009 10:12	AAL1050	16L	N435AA	MD83
1/7/2009 12:57	AAL1918	16L	N967TW	MD83
1/7/2009 14:32	AAL1900	16L	N933AN	B738
1/8/2009 6:30	AAL370	16L	N965TW	MD83
1/8/2009 7:29	AAL1494	16L	N591AA	MD83
1/8/2009 8:04	AAL268	16L	N643AA	B752
1/8/2009 9:17	AAL1050	16L	N76202	MD83
1/8/2009 12:19	AAL1918	16C	N9406W	MD83
1/8/2009 16:11	AAL1172	16L	N9414W	MD83
1/9/2009 9:40	AAL1238	16C	N931TW	MD83
1/11/2009 6:39	AAL370	16L	N968TW	MD83
1/11/2009 8:04	AAL268	16L	N634AA	B752
1/11/2009 14:58	AAL1358	16L	N9302B	MD83
1/12/2009 13:05	AAL1414	16L	N635AA	B752
1/18/2009 8:08	AAL268	16L	N655AA	B752
1/19/2009 8:39	AAL268	16L	N658AA	B752
1/27/2009 8:26	AAL268	16L	N606AA	B752
1/27/2009 9:27	AAL1050	16L	N591AA	MD82
1/27/2009 12:09	AAL1918	16L	N9629H	MD83
1/27/2009 13:11	AAL1414	16L	N684AA	B752
1/30/2009 15:50	AAL1172	16L	N931TW	MD83

Alaska Airlines

January 2009

South flow - Departures to the east

0600 – 2200



Total SEA Ops	2271
Total SEA Violations	341
<hr/>	
Total ASA Ops	492
Total ASA Violations	35

- ASA represents 10.2% of all SEA violations through this corridor
- 7.1% of all ASA south flow departures to the east were violations

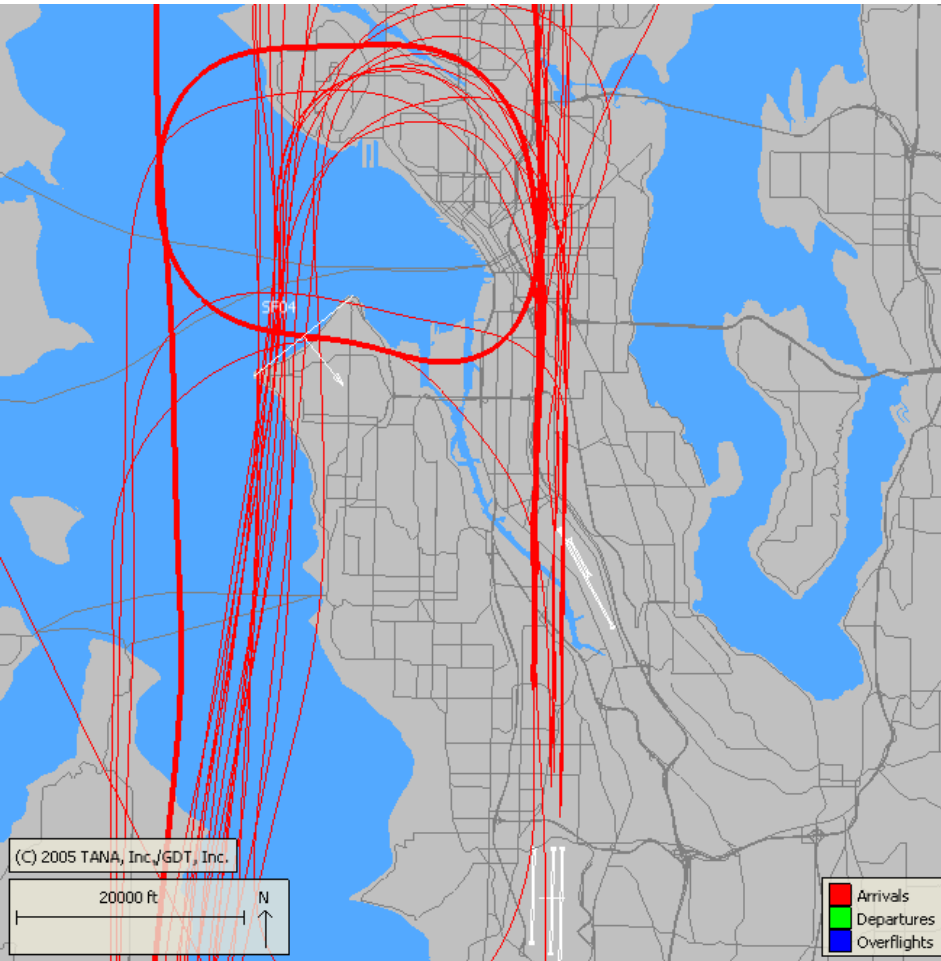
<u>Actual Date/Time</u>	<u>Flight No</u>	<u>Runway</u>	<u>Tail No</u>	<u>Aircraft</u>
1/21/2009 16:44	ASA316	16L	N797AS	B734
1/2/2009 21:12	ASA696	16L	N771AS	B734
1/4/2009 13:49	ASA10	16C	-	B738
1/6/2009 8:27	-	16L	N765AS	B734
1/6/2009 9:43	-	16L	N318AS	B739
1/6/2009 11:40	-	16L	N556AS	B738
1/6/2009 13:06	ASA38	16L	N320AS	B739
1/6/2009 16:39	-	16L	N614AS	B737
1/6/2009 18:13	ASA694	16L	N783AS	B734
1/6/2009 19:26	ASA516	16L	N623AS	B737
1/6/2009 19:42	ASA69	16L	N776AS	B734
1/6/2009 20:21	ASA356	16L	-	B738
1/6/2009 20:34	ASA468	16L	N769AS	B734
1/7/2009 7:53	ASA670	16L	N562AS	B738
1/7/2009 9:08	ASA12	16L	N556AS	B738
1/7/2009 13:55	ASA10	16L	-	B738
1/7/2009 15:11	ASA610	16L	N306AS	B739
1/8/2009 9:09	ASA8	16L	N563AS	B738
1/8/2009 9:15	ASA18	16L	N546AS	B738
1/8/2009 10:04	ASA554	16L	N776AS	B734
1/8/2009 14:20	ASA2	16C	N560AS	B738
1/9/2009 13:43	ASA10	16C	-	B738
1/9/2009 15:56	ASA14	16C	-	B738
1/10/2009 20:28	ASA468	16L	-	B738
1/13/2009 6:13	ASA244	16L	N565AS	B738
1/13/2009 9:26	ASA8	16L	N546AS	B738
1/13/2009 18:10	ASA498	16C	N785AS	B734
1/19/2009 21:29	ASA696	16C	N769AS	B734
1/27/2009 10:40	ASA460	16L	N793AS	B734
1/27/2009 12:23	ASA692	16L	N614AS	B737
1/27/2009 12:55	ASA508	16L	N649AS	B737
1/29/2009 19:24	ASA678	16C	N558AS	B738
1/31/2009 13:38	ASA16	16L	N549AS	B738
1/31/2009 13:42	ASA10	16L	-	B738
1/31/2009 14:22	ASA2	16L	-	B738

Alaska Airlines

January 2009

South flow – Arrivals from the west

0600 – 2200



Total SEA Ops	3504
Total SEA Violations	50
<hr/>	
Total ASA Ops	1954
Total ASA Violations	19

<u>Actual Date/Time</u>	<u>Flight No</u>	<u>Runway</u>	<u>Tail No</u>	<u>Aircraft</u>
1/22/2009 20:40	ASA609	16L	N309AS	B739
1/21/2009 17:08	ASA523	16L	N754AS	B734
1/1/2009 10:29	-	16C	N570AS	B738
1/6/2009 21:24	-	16R	N546AS	B738
1/9/2009 9:09	ASA335	16R	N797AS	B734
1/10/2009 18:29	ASA465	16C	N783AS	B734
1/10/2009 18:33	ASA603	16L	-	B738
1/10/2009 19:09	ASA467	16R	N614AS	B737
1/12/2009 9:48	-	16R	N797AS	B734
1/16/2009 9:31	ASA315	16R	N615AS	B737
1/17/2009 20:54	ASA471	16C	N703AS	B734
1/27/2009 9:19	-	16C	N793AS	B734
1/27/2009 9:50	-	16C	N771AS	B734
1/30/2009 10:39	ASA617	16L	N320AS	B739
1/30/2009 12:00	ASA301	16L	N615AS	B737
1/30/2009 13:48	ASA495	16R	N607AS	B737
1/30/2009 13:54	ASA361	16R	N644AS	B737
1/30/2009 14:46	ASA457	16R	N788AS	B734
1/30/2009 14:49	ASA601	16R	N315AS	B739

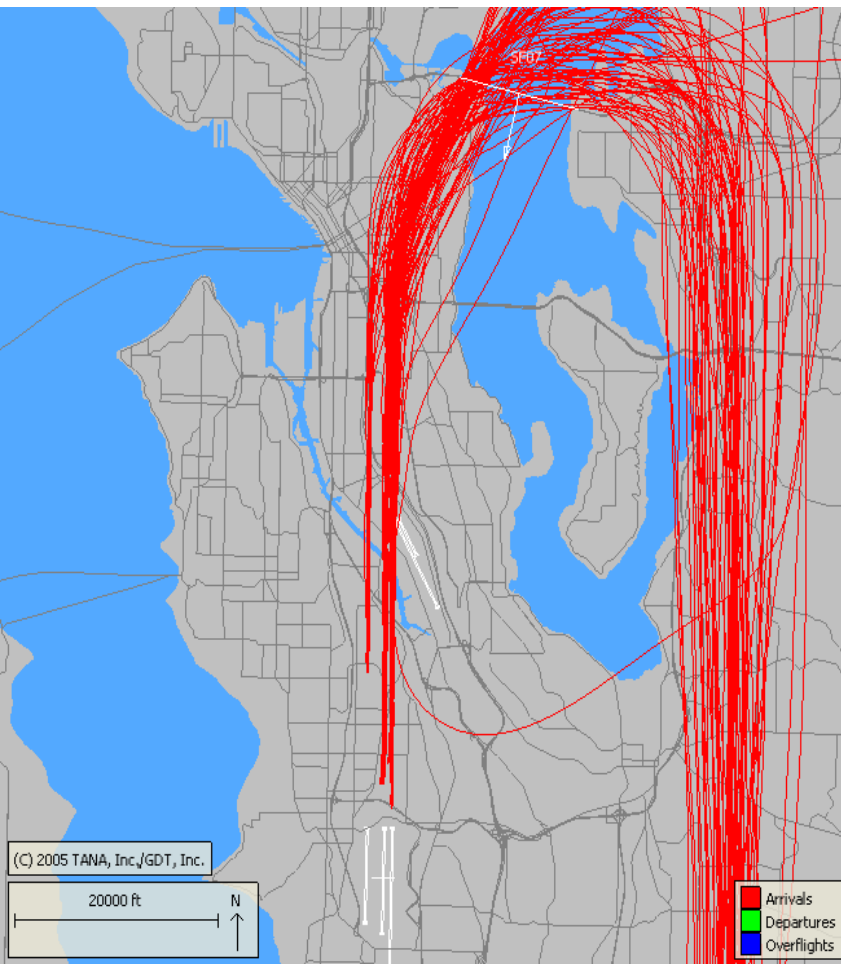
- ASA represents 38% of all SEA violations through this corridor
- .9% of all ASA south flow arrivals from the west were violations

Alaska Airlines

January 2009

South flow – Arrivals from the east

0600 – 2200



Actual Date/Time	Flight No	Runway	Tail No	Aircraft	Actual Date/Time	Flight No	Runway	Tail No	Aircraft
1/22/2009 8:02	ASA699	16C	N626AS	B737	1/13/2009 17:15	ASA633	16L	-	B738
1/22/2009 11:26	ASA9	16C	-	B738	1/13/2009 17:53	ASA23	16L	N317AS	B739
1/22/2009 19:22	-	16L	N713AS	B734	1/13/2009 19:22	ASA649	16L	N551AS	B738
1/23/2009 13:29	ASA671	16R	-	B738	1/13/2009 20:13	ASA39	16L	N318AS	B739
1/23/2009 19:02	ASA673	16L	-	B738	1/13/2009 20:59	ASA663	16R	N569AS	B738
1/23/2009 20:21	ASA39	16C	-	B738	1/15/2009 11:55	ASA9	16R	N546AS	B738
1/23/2009 20:38	ASA663	16L	N306AS	B739	1/15/2009 21:17	ASA15	16L	-	B738
1/23/2009 20:59	ASA695	16L	N623AS	B737	1/16/2009 8:54	ASA677	16C	-	B738
1/23/2009 21:08	ASA637	16L	-	B738	1/16/2009 13:38	ASA671	16R	-	B738
1/24/2009 8:53	ASA677	16C	-	B738	1/16/2009 13:44	ASA693	16L	N607AS	B737
1/24/2009 15:32	ASA37	16C	-	B738	1/16/2009 21:24	ASA15	16R	-	B738
1/24/2009 19:24	ASA203	16L	N302AS	B739	1/16/2009 21:36	ASA695	16L	N317AS	B739
1/21/2009 10:03	ASA21	16L	-	B738	1/17/2009 6:54	ASA697	16C	N797AS	B734
1/21/2009 10:47	ASA11	16R	-	B738	1/17/2009 18:18	ASA205	16L	N560AS	B738
1/21/2009 13:28	ASA631	16R	N317AS	B739	1/17/2009 18:51	ASA649	16C	-	B738
1/21/2009 18:39	ASA673	16L	-	B738	1/18/2009 13:15	ASA17	16L	-	B738
1/26/2009 16:39	ASA661	16L	N556AS	B738	1/18/2009 13:20	ASA671	16L	N560AS	B738
1/26/2009 18:10	ASA23	16L	N306AS	B739	1/18/2009 20:08	ASA39	16L	N319AS	B739
1/26/2009 19:20	ASA673	16L	N548AS	B738	1/18/2009 20:33	ASA663	16L	-	B738
1/26/2009 21:13	ASA19	16L	-	B738	1/18/2009 21:44	ASA7	16C	N581AS	B738
1/26/2009 21:29	ASA7	16L	-	B738	1/27/2009 7:54	ASA699	16C	N623AS	B737
1/26/2009 21:36	ASA15	16L	N581AS	B738	1/27/2009 11:09	ASA11	16L	N626AS	B737
1/26/2009 21:49	ASA637	16L	N784AS	B734	1/27/2009 19:06	ASA635	16L	N705AS	B734
1/2/2009 9:15	ASA677	16C	N563AS	B738	1/27/2009 20:24	ASA695	16L	N612AS	B737
1/2/2009 15:34	ASA37	16L	N569AS	B738	1/29/2009 9:05	ASA677	16C	-	B738
1/2/2009 16:43	ASA661	16L	N306AS	B739	1/29/2009 13:54	ASA17	16R	N549AS	B738
1/3/2009 8:51	ASA677	16C	N579AS	B738	1/29/2009 16:49	ASA633	16L	N551AS	B738
1/3/2009 9:13	ASA641	16C	-	B738	1/29/2009 18:49	ASA673	16R	-	B738
1/5/2009 9:25	ASA677	16L	N549AS	B738	1/29/2009 19:24	ASA203	16L	N307AS	B739
1/5/2009 16:54	ASA661	16L	N323AS	B739	1/29/2009 19:48	ASA201	16R	N565AS	B738
1/6/2009 7:20	ASA128	16C	N315AS	B739	1/29/2009 21:28	ASA19	16L	N563AS	B738
1/6/2009 9:27	ASA677	16C	N556AS	B738	1/30/2009 13:53	ASA17	16L	-	B738
1/7/2009 6:09	ASA128	16L	N320AS	B739	1/30/2009 13:55	ASA641	16L	N552AS	B738
1/7/2009 9:41	ASA641	16C	N771AS	B734	1/30/2009 14:00	ASA353	16L	N581AS	B738
1/8/2009 11:08	ASA1	16L	N569AS	B738	1/30/2009 14:49	ASA515	16L	N611AS	B737
1/8/2009 19:14	ASA649	16L	N569AS	B738	1/30/2009 16:29	ASA661	16C	N319AS	B739
1/9/2009 13:29	ASA17	16R	-	B738	1/31/2009 7:55	ASA699	16C	N624AS	B737
1/9/2009 17:09	ASA633	16L	-	B738	1/31/2009 10:40	ASA21	16L	N552AS	B738
1/9/2009 17:22	ASA631	16L	N771AS	B734	1/31/2009 11:29	ASA11	16L	-	B738
1/10/2009 11:17	ASA21	16R	-	B738	1/31/2009 11:53	ASA9	16L	N549AS	B738
1/10/2009 18:17	ASA205	16L	N568AS	B738	1/31/2009 15:30	ASA37	16C	-	B738
1/10/2009 19:09	ASA23	16L	N552AS	B738	1/31/2009 16:19	ASA661	16C	N319AS	B739
1/10/2009 19:16	ASA649	16R	-	B738	1/31/2009 16:56	ASA633	16L	N548AS	B738
1/11/2009 8:06	ASA699	16C	N649AS	B737	1/31/2009 19:28	ASA203	16C	N320AS	B739
1/11/2009 13:51	ASA671	16L	N581AS	B738	1/31/2009 20:26	ASA31	16C	N563AS	B738
1/11/2009 14:00	ASA631	16R	N786AS	B734	1/31/2009 21:20	ASA19	16L	N577AS	B738
1/12/2009 10:34	ASA1	16L	-	B738					
1/12/2009 13:33	ASA17	16L	-	B738					
1/13/2009 7:05	ASA697	16C	N612AS	B737					

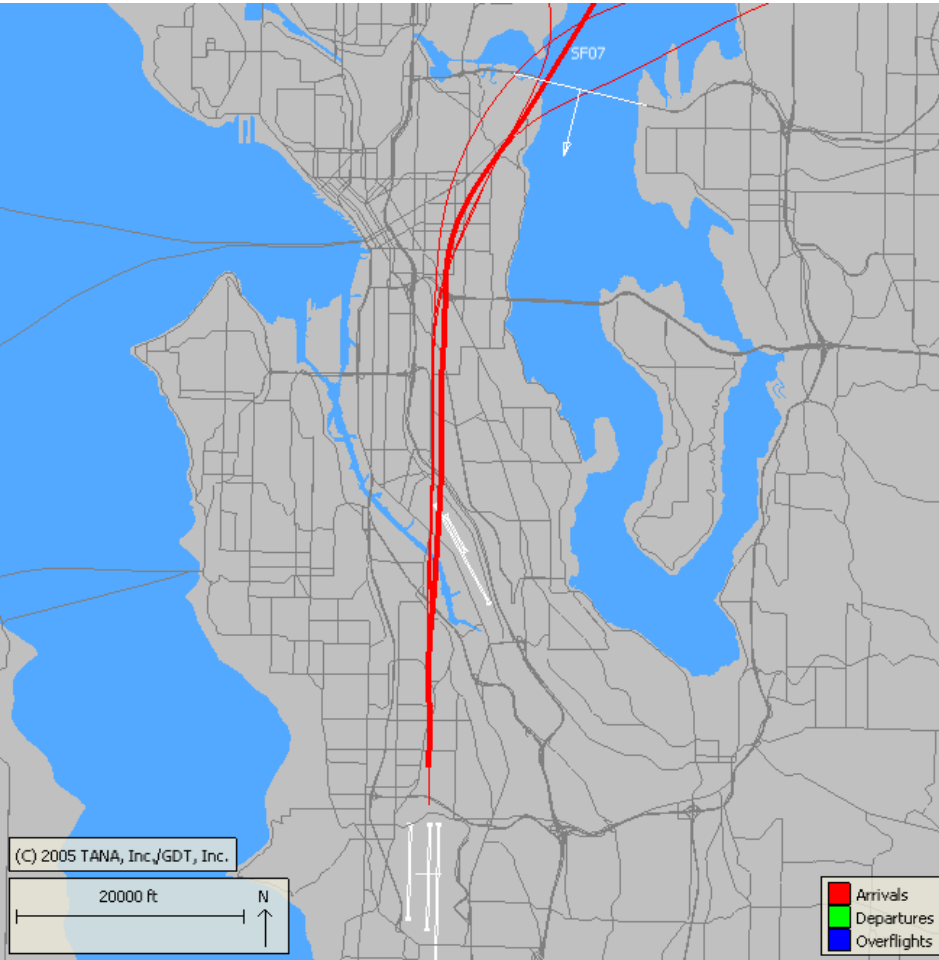
Total SEA Ops	3100
Total SEA Violations	345
<hr/>	
Total ASA Ops	731
Total ASA Violations	95

- ASA represents 27.5% of all SEA violations through this corridor
- 12.9% of all ASA south flow arrivals from the east were violations

Alaska Airlines

January 2009

South flow – Arrivals from the east
2200 - 0600



Total SEA Ops	416
Total SEA Violations	36
<hr/>	
Total ASA Ops	40
Total ASA Violations	4

<u>Actual Date/Time</u>	<u>Flight No</u>	<u>Runway</u>	<u>Tail No</u>	<u>Aircraft</u>
1/6/2009 5:55	ASA36	16C	-	B738
1/13/2009 1:41	ASA29	16C	N546AS	B738
1/13/2009 22:02	ASA29	16C	N568AS	B738
1/14/2009 22:28	ASA100	16C	N318AS	B739

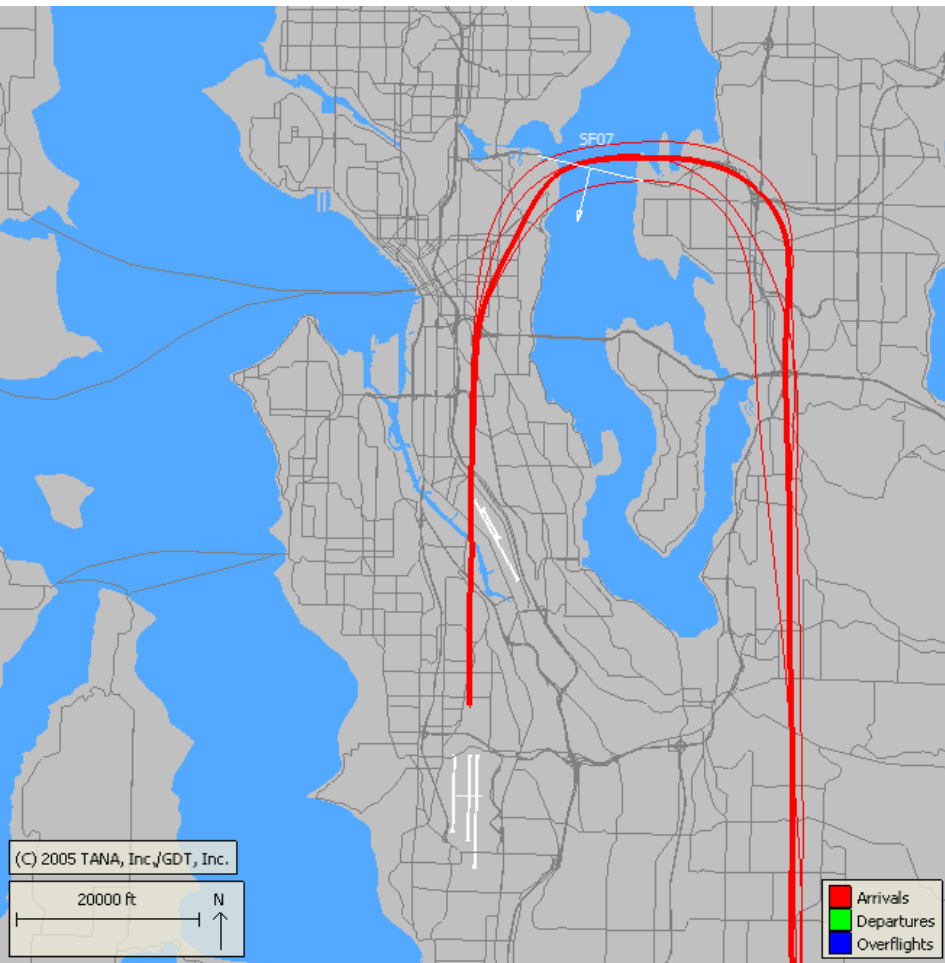
- ASA represents 11.1% of all SEA violations through this corridor
- 10% of all ASA south flow arrivals from the east were violations

Frontier Airlines

January 2009

South flow – Arrivals from the east

2200 - 0600



<u>Actual Date/Time</u>	<u>Flight No</u>	<u>Runway</u>	<u>Tail No</u>	<u>Aircraft</u>
1/4/2009 0:16	FFT837	16C	N908FR	A319
1/8/2009 23:41	FFT837	16C	N936FR	A319
1/11/2009 23:30	FFT837	16C	N945FR	A319
1/27/2009 23:38	FFT837	16C	N937FR	A319

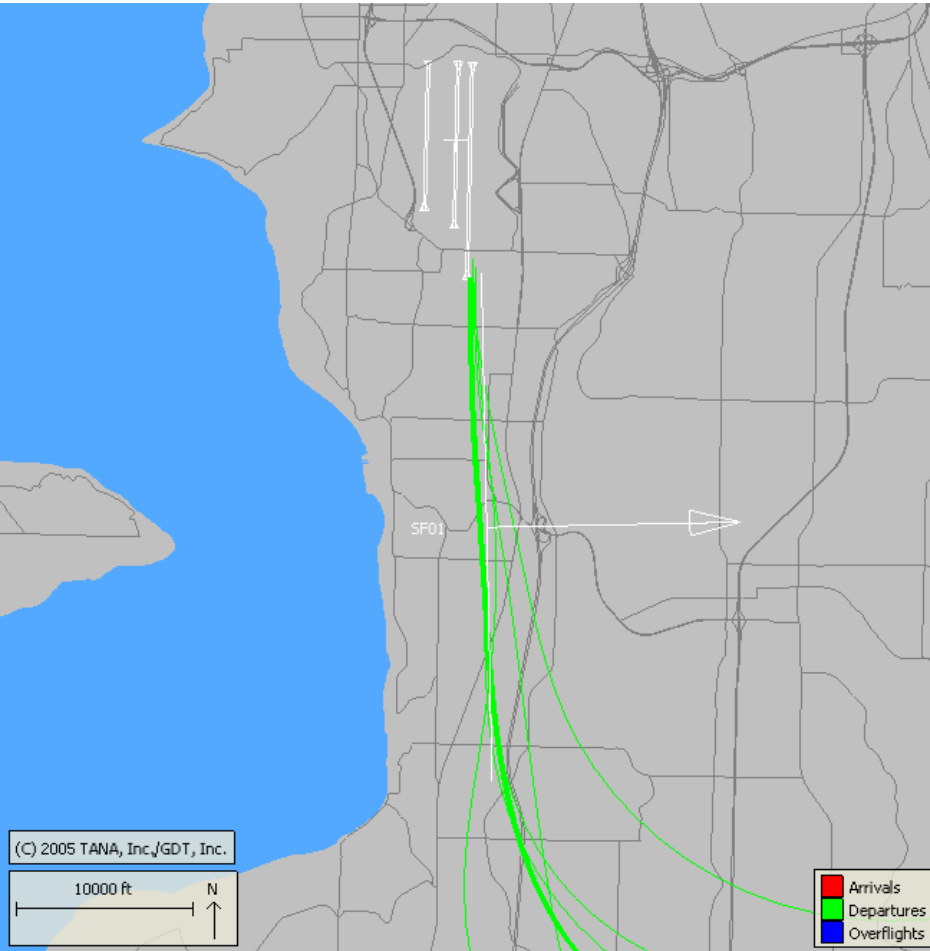
Total SEA Ops	416
Total SEA Violations	36
<hr/>	
²⁴⁵ Total FFT Ops	23
Total FFT Violations	4

- FFT represents 11.1% of all SEA violations through this corridor
- 17.3% of all FFT south flow arrivals from the east were violations

Northwest Airlines

January 2008

South flow – Departures to the east
2200 – 0600



<u>Actual Date/Time</u>	<u>Flight No</u>	<u>Runway</u>	<u>Tail No</u>	<u>Aircraft</u>
1/5/2009 1:36	NWA208	16L	N595NW	B753
1/5/2009 1:59	NWA154	16L	N586NW	B753
1/6/2009 23:01	NWA208	16L	N522US	B752
1/7/2009 0:54	NWA154	16L	N586NW	B753
1/7/2009 22:49	NWA208	16L	N554NW	B752
1/8/2009 0:53	NWA154	16L	N591NW	B753

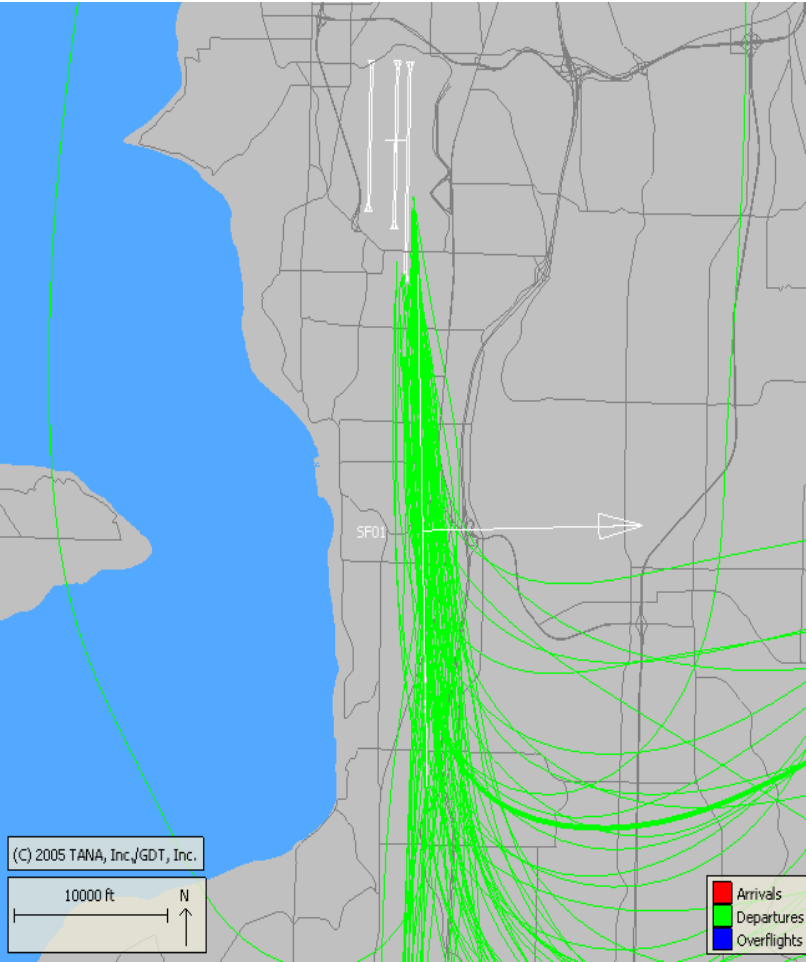
Total SEA Ops	367
Total SEA Violations	38
<hr/>	
Total NWA Ops	52
Total NWA Violations	6

- NWA represents 15.7% of all SEA violations through this corridor
- 11.5% of all NWA south flow departures to the east were violations

Horizon Airlines

January 2009

South flow - Departures to the east 0600 – 2200



Actual Date/Time	Flight No	Runway	Tail No	Aircraft	Actual Date/Time	Flight No	Runway	Tail No	Aircraft
1/24/2009 15:02	QXE536	16L	N611QX	CRJ7	1/11/2009 10:20	QXE542	16L	N606QX	CRJ7
1/2/2009 15:42	QXE536	16C	N614QX	CRJ7	1/11/2009 11:09	QXE614	16L	N616QX	CRJ7
1/3/2009 13:26	QXE590	16L	N601QX	CRJ7	1/11/2009 14:15	QXE521	16L	N616QX	CRJ7
1/4/2009 14:31	QXE592	16L	N601QX	CRJ7	1/11/2009 14:23	QXE592	16L	N600QX	CRJ7
1/5/2009 14:00	QXE590	16C	N615QX	CRJ7	1/11/2009 15:02	QXE584	16L	N606QX	CRJ7
1/5/2009 17:32	QXE528	16L	N613QX	CRJ7	1/11/2009 16:13	QXE575	16C	N604QX	CRJ7
1/6/2009 8:25	QXE553	16L	N605QX	CRJ7	1/12/2009 10:45	QXE542	16L	N619QX	CRJ7
1/6/2009 15:05	QXE584	16L	N612QX	CRJ7	1/12/2009 14:20	QXE592	16L	N608QX	CRJ7
1/6/2009 16:16	QXE575	16L	N601QX	CRJ7	1/12/2009 15:30	QXE584	16L	N619QX	CRJ7
1/6/2009 16:40	-	16L	N613QX	CRJ7	1/17/2009 17:19	QXE528	16L	N604QX	CRJ7
1/6/2009 17:00	QXE555	16L	N606QX	CRJ7	1/19/2009 10:45	QXE538	16L	N613QX	CRJ7
1/6/2009 17:25	QXE528	16L	N615QX	CRJ7	1/27/2009 10:26	QXE542	16L	N615QX	CRJ7
1/6/2009 20:35	QXE523	16L	N610QX	CRJ7	1/27/2009 11:45	QXE538	16L	N605QX	CRJ7
1/7/2009 8:17	QXE553	16L	N604QX	CRJ7	1/27/2009 14:20	QXE592	16L	N608QX	CRJ7
1/7/2009 10:08	QXE514	16L	-	CRJ7	1/27/2009 14:38	QXE521	16L	N618QX	CRJ7
1/7/2009 10:22	QXE542	16L	N614QX	CRJ7	1/27/2009 15:04	QXE584	16L	N615QX	CRJ7
1/7/2009 10:53	QXE538	16L	N605QX	CRJ7	1/27/2009 15:48	QXE567	16L	N614QX	CRJ7
1/7/2009 11:56	QXE614	16L	N609QX	CRJ7	1/27/2009 16:13	QXE516	16L	N611QX	CRJ7
1/7/2009 14:12	QXE592	16L	N606QX	CRJ7	1/27/2009 16:41	QXE555	16L	N613QX	CRJ7
1/7/2009 14:59	QXE584	16L	N614QX	CRJ7	1/27/2009 19:41	QXE573	16L	N615QX	CRJ7
1/7/2009 16:29	QXE575	16L	N617QX	CRJ7	1/27/2009 21:32	QXE580	16L	N608QX	CRJ7
1/7/2009 16:33	QXE516	16L	N613QX	CRJ7	1/27/2009 21:36	QXE544	16L	N618QX	CRJ7
1/7/2009 17:24	QXE528	16L	N606QX	CRJ7	1/30/2009 12:43	QXE538	16L	N617QX	CRJ7
1/7/2009 19:17	QXE529	16L	N617QX	CRJ7	1/30/2009 14:37	QXE505	16C	N616QX	CRJ7
1/7/2009 20:57	QXE523	16L	N606QX	CRJ7	1/30/2009 15:33	QXE569	16L	N606QX	CRJ7
1/7/2009 21:40	QXE580	16L	N610QX	CRJ7	1/30/2009 15:41	QXE567	16L	N615QX	CRJ7
1/7/2009 21:47	QXE544	16L	N615QX	CRJ7	1/30/2009 16:12	QXE516	16L	N611QX	CRJ7
1/8/2009 8:16	QXE553	16L	N617QX	CRJ7	1/30/2009 16:41	QXE555	16L	N618QX	CRJ7
1/8/2009 11:11	QXE614	16L	N611QX	CRJ7	1/30/2009 17:18	QXE528	16L	N603QX	CRJ7
1/8/2009 13:35	QXE569	16L	N617QX	CRJ7	1/30/2009 19:41	QXE573	16L	N604QX	CRJ7
1/8/2009 17:32	QXE528	16L	N604QX	CRJ7	1/31/2009 15:30	QXE536	16L	N611QX	CRJ7
1/9/2009 10:18	QXE542	16L	N618QX	CRJ7	1/31/2009 16:19	-	16L	N603QX	CRJ7
1/9/2009 19:13	QXE529	16C	N614QX	CRJ7					
1/9/2009 19:39	QXE573	16L	N616QX	CRJ7					
1/9/2009 21:39	QXE580	16L	N612QX	CRJ7					
1/10/2009 10:37	QXE538	16L	N616QX	CRJ7					
1/10/2009 11:08	QXE614	16L	N608QX	CRJ7					
1/10/2009 13:23	QXE569	16L	N614QX	CRJ7					
1/11/2009 10:10	QXE514	16L	N608QX	CRJ7					

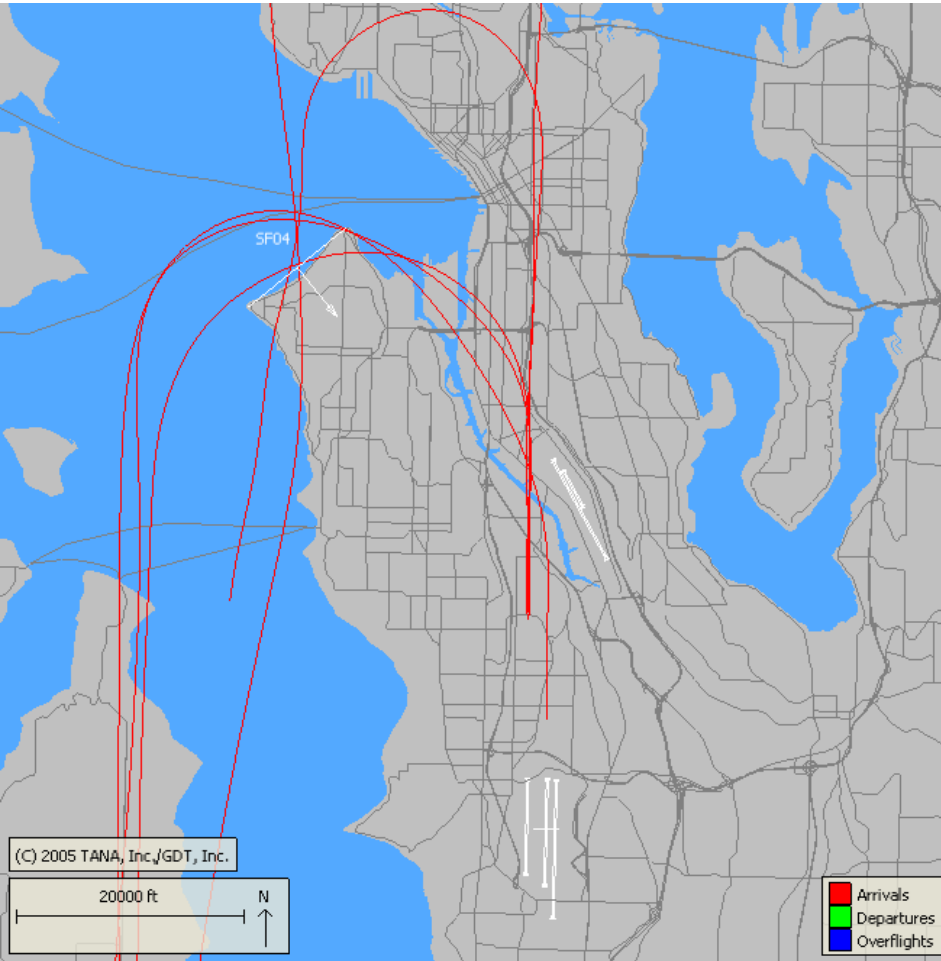
Total SEA Ops	2271
Total SEA Violations	341
<hr/>	
Total QXE Ops	273
Total QXE Violations	71

- QXE represents 20.8% of all SEA violations through this corridor
- 26% of all QXE south flow departures to the east were violations

Horizon Airlines

January 2009

South flow – Arrivals from the west
0600 - 2200



Total SEA Ops	3504
Total SEA Violations	50
<hr/>	
Total QXE Ops	354
Total QXE Violations	5

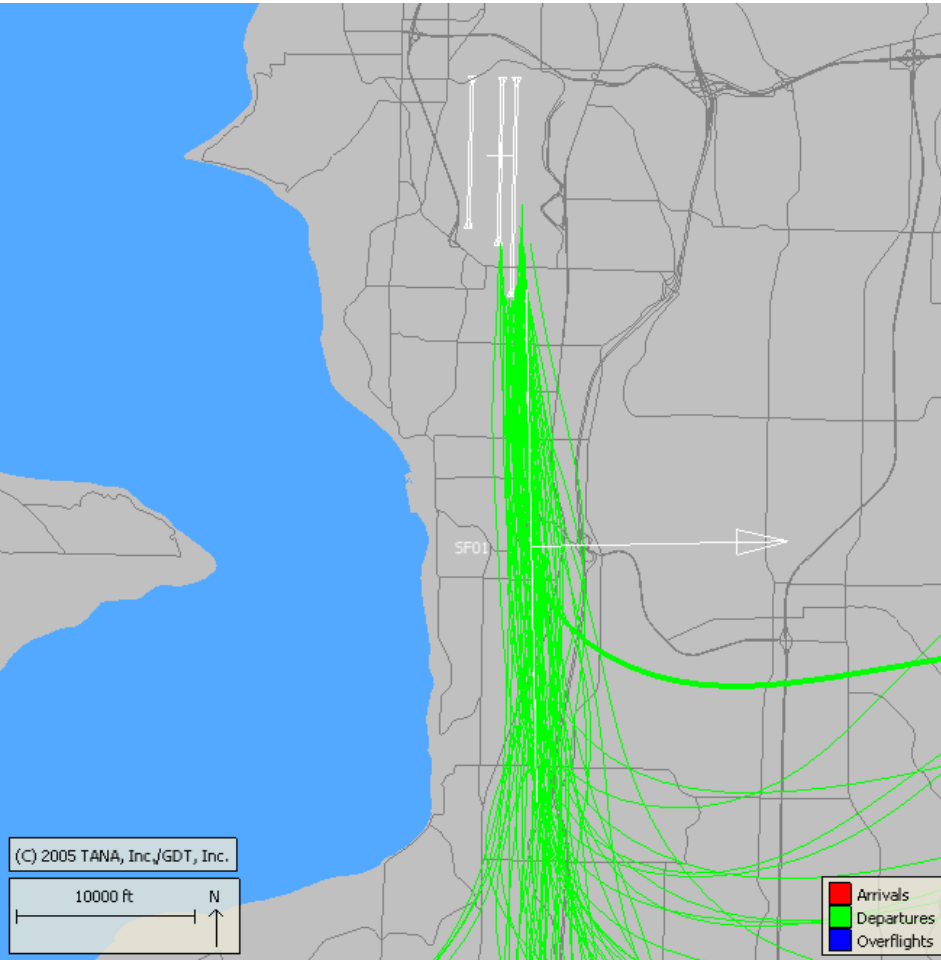
- QXE represents 10% of all SEA violations through this corridor
- 1.4% of all QXE south flow arrivals from the west were violations

<u>Actual Date/Time</u>	<u>Flight No</u>	<u>Runway</u>	<u>Tail No</u>	<u>Aircraft</u>
1/24/2009 7:00	QXE608	16C	N616QX	CRJ7
1/2/2009 15:21	QXE570	16R	N616QX	CRJ7
1/7/2009 16:25	QXE564	16R	N609QX	CRJ7
1/10/2009 12:10	QXE568	16R	N610QX	CRJ7
1/30/2009 14:45	QXE552	16R	N615QX	CRJ7

Southwest Airlines

January 2009

South flow - Departures to the east
0600 – 2200



Total SEA Ops	2271
Total SEA Violations	341
<hr/>	
Total SWA Ops	226
Total SWA Violations	59

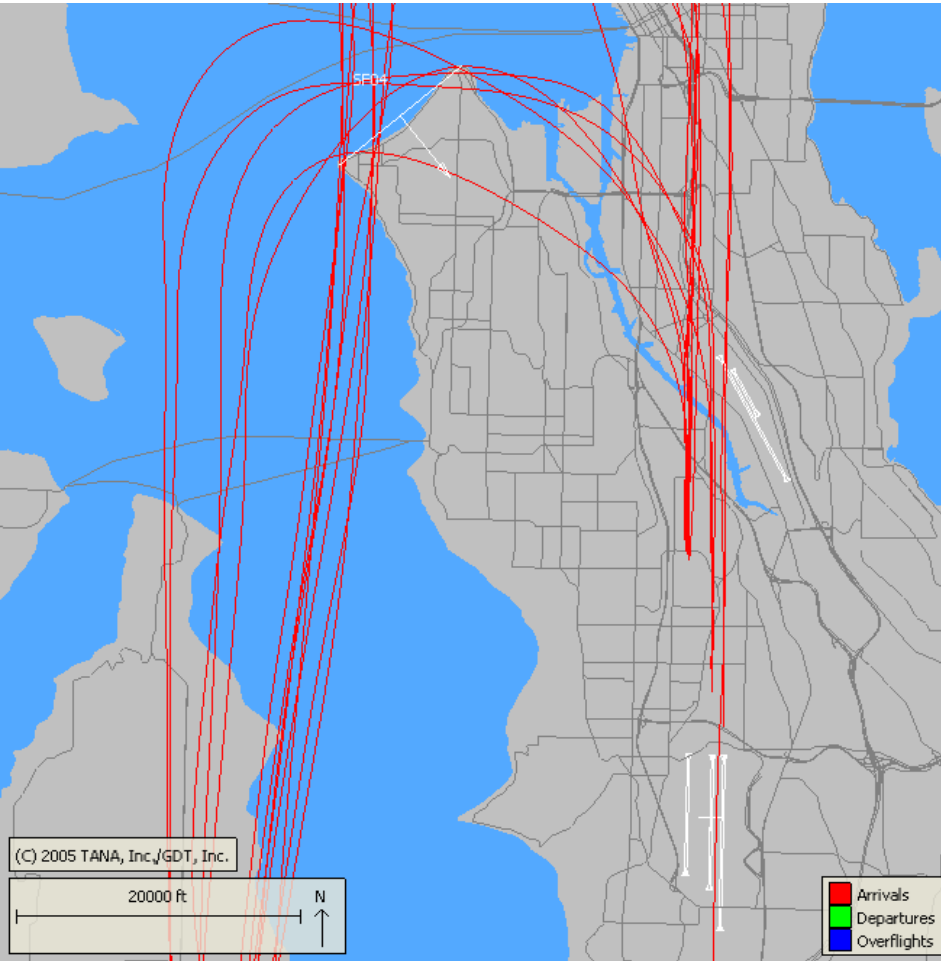
- SWA represents 17.3% of all SEA violations through this corridor
- 26.1% of all SWA south flow departures to the east were violations

Actual Date/Time	Flight No	Runway	Tail No	Aircraft
1/23/2009 8:48	SWA1270	16L	N261WN	B737
1/24/2009 15:33	SWA1913	16L	N627SW	B733
1/24/2009 17:50	SWA1957	16L	N689SW	B733
1/1/2009 8:31	-	16L	N796SW	B737
1/1/2009 9:42	-	16L	N421LV	B737
1/1/2009 11:24	-	16C	N617SW	B733
1/1/2009 13:38	SWA2161	16L	N283WN	B737
1/3/2009 12:32	SWA1148	16C	N758SW	B737
1/3/2009 12:44	SWA1317	16C	N492WN	B737
1/3/2009 13:10	SWA1578	16C	-	B737
1/4/2009 15:05	SWA2674	16C	N382SW	B733
1/5/2009 8:45	SWA2298	16L	N492WN	B737
1/5/2009 10:22	SWA820	16C	N275WN	B737
1/5/2009 14:17	SWA204	16C	N262WN	B737
1/5/2009 15:46	SWA2674	16C	N600WN	B733
1/5/2009 15:56	SWA811	16L	N398SW	B733
1/5/2009 21:02	SWA1668	16C	N219WN	B737
1/5/2009 21:53	SWA2451	16C	N365SW	B733
1/6/2009 8:43	-	16L	N334SW	B733
1/6/2009 10:23	SWA820	16L	N271LV	B737
1/6/2009 11:18	-	16L	N660SW	B733
1/6/2009 12:37	SWA1253	16L	N262WN	B737
1/6/2009 12:56	-	16L	N610WN	B733
1/6/2009 13:24	-	16L	N271LV	B737
1/6/2009 13:27	-	16L	N411WN	B737
1/6/2009 13:32	-	16L	N737JW	B737
1/6/2009 14:32	-	16L	N214WN	B737
1/6/2009 14:42	-	16L	N376SW	B733
1/6/2009 17:32	SWA2604	16L	N485WN	B737
1/6/2009 17:50	SWA1140	16L	N619SW	B733
1/6/2009 18:46	SWA2836	16L	N709SW	B737
1/6/2009 19:32	SWA2992	16L	N477WN	B737
1/6/2009 21:04	SWA2451	16L	N396SW	B733
1/7/2009 7:07	SWA3688	16L	N609SW	B733
1/7/2009 7:21	SWA209	16L	N202WN	B737
1/7/2009 8:39	SWA2298	16L	N610WN	B733
1/7/2009 9:22	SWA820	16L	-	B737
1/7/2009 12:33	SWA292	16L	N335SW	B733
1/7/2009 13:47	SWA204	16L	N318SW	B733
1/7/2009 17:50	SWA1140	16L	N608SW	B733
1/7/2009 18:59	SWA1835	16L	-	B737
1/8/2009 6:32	SWA58	16L	N715SW	B737
1/8/2009 8:30	SWA2298	16L	N608SW	B733
1/8/2009 9:40	SWA103	16L	N201LV	B737
1/8/2009 11:53	SWA2118	16C	N271LV	B737
1/8/2009 13:30	SWA204	16C	N312SW	B733
1/8/2009 14:38	SWA2674	16L	N705SW	B737
1/9/2009 19:42	SWA1495	16C	N550WN	B737
1/10/2009 10:31	SWA1896	16L	N652SW	B733
1/12/2009 19:52	SWA8500	16L	N330SW	B733
1/14/2009 19:24	SWA1364	16L	N260WN	B737
1/27/2009 12:01	SWA993	16L	N689SW	B733
1/27/2009 12:27	SWA65	16L	N782SA	B737
1/27/2009 12:31	SWA595	16L	N601WN	B733
1/27/2009 13:16	SWA1915	16L	N248WN	B737
1/27/2009 14:15	SWA1841	16L	N780SW	B737
1/29/2009 15:34	SWA318	16L	N799SW	B737
1/30/2009 15:29	SWA318	16L	-	B737
1/31/2009 6:37	SWA2135	16L	N276WN	B737

Southwest Airlines

January 2009

South flow – Arrivals from the west
0600 – 2200



Total SEA Ops	3504
Total SEA Violations	50
<hr/>	
Total SWA Ops	484
Total SWA Violations	13

<u>Actual Date/Time</u>	<u>Flight No</u>	<u>Runway</u>	<u>Tail No</u>	<u>Aircraft</u>
1/23/2009 16:03	SWA1564	16C	N259WN	B737
1/21/2009 14:26	SWA248	16R	N665WN	B733
1/6/2009 18:16	SWA615	16R	N450WN	B737
1/7/2009 21:01	SWA2008	16R	N255WN	B737
1/10/2009 11:48	SWA3287	16L	N616SW	B733
1/12/2009 13:35	SWA618	16R	N372SW	B733
1/17/2009 16:20	SWA2518	16R	-	B737
1/18/2009 12:56	SWA129	16C	N491WN	B737
1/29/2009 18:17	SWA822	16R	N479WN	B737
1/30/2009 12:17	SWA1340	16R	N678AA	B733
1/30/2009 14:51	SWA248	16R	N385SW	B733
1/30/2009 14:55	-	16R	N227WN	B737
1/31/2009 20:23	SWA713	16C	N491WN	B737

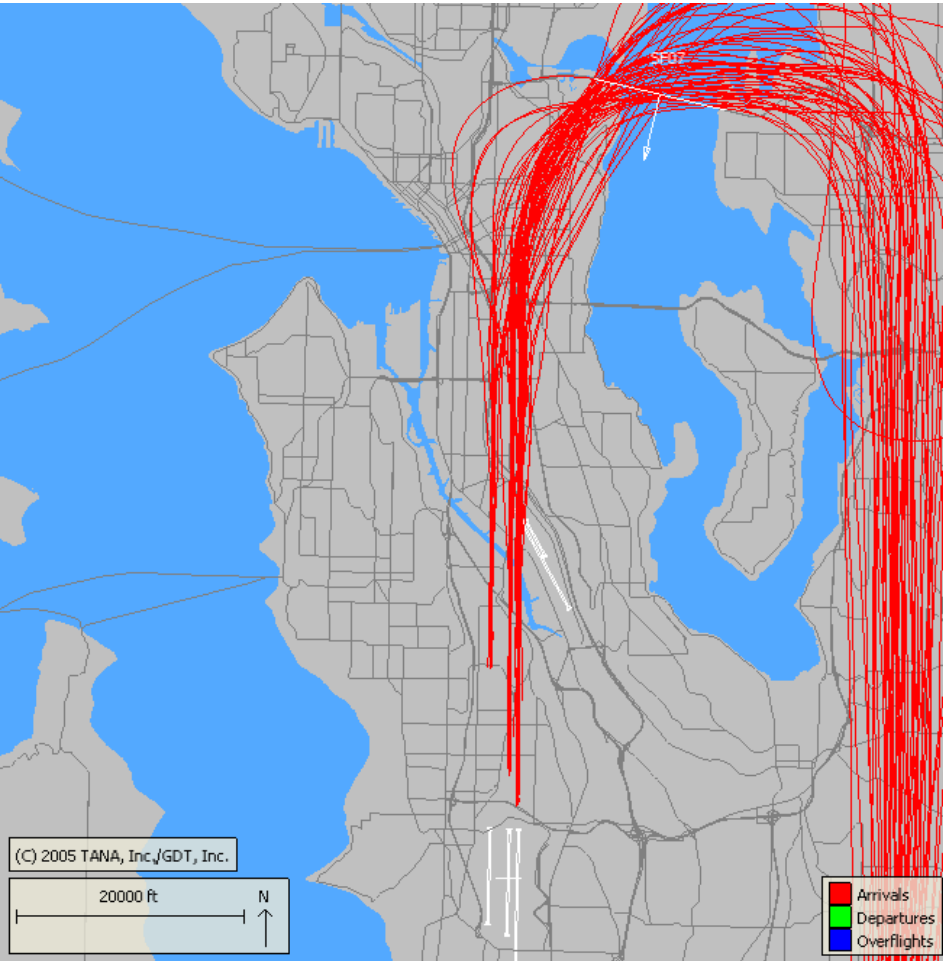
- SWA represents 26% of all SEA violations through this corridor
- 2.6% of all SWA south flow arrivals from the west were violations

Southwest Airlines

January 2009

South flow – Arrivals from the east

0600 – 2200



Total SEA Ops	3100
Total SEA Violations	345
<hr/>	
Total SWA Ops	450
Total SWA Violations	60

- SWA represents 17.3% of all SEA violations through this corridor
- 13.3% of all SWA south flow arrivals from the east were violations

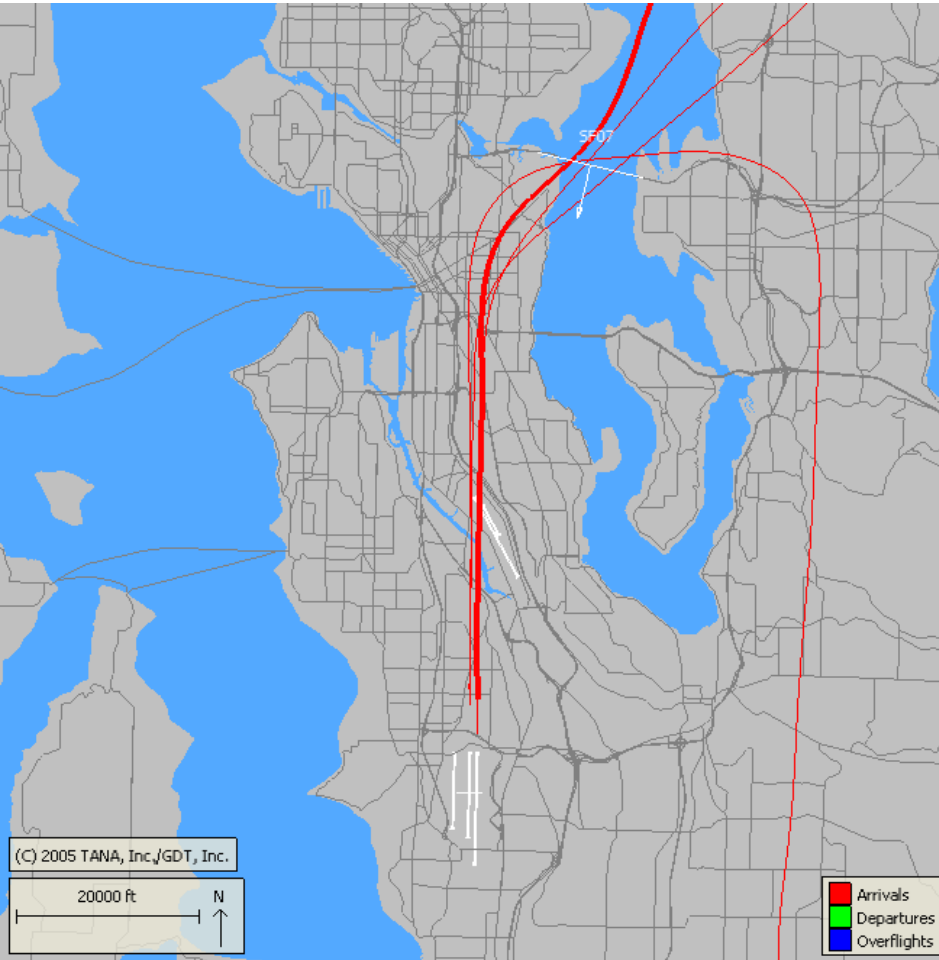
Actual Date/Time	Flight No	Runway	Tail No	Aircraft
1/22/2009 6:23	SWA1043	16C	N698SW	B733
1/22/2009 7:27	SWA225	16C	N740SW	B737
1/22/2009 9:57	SWA222	16R	N685SW	B733
1/22/2009 14:59	SWA438	16L	N628SW	B733
1/23/2009 9:57	SWA222	16R	N680AA	B733
1/24/2009 7:44	SWA2241	16C	N697SW	B733
1/24/2009 20:01	SWA2416	16C	-	B737
1/21/2009 6:19	SWA1043	16C	N364SW	B733
1/21/2009 18:31	SWA1210	16R	N406WN	B737
1/26/2009 17:52	SWA641	16C	N397SW	B733
1/26/2009 20:13	SWA463	16L	N438WN	B737
1/26/2009 20:15	SWA1433	16R	N359SW	B733
1/2/2009 13:15	SWA916	16R	-	B737
1/2/2009 19:25	SWA3295	16R	N411WN	B737
1/3/2009 7:42	SWA588	16C	N646SW	B733
1/3/2009 20:05	SWA3550	16L	N329SW	B733
1/5/2009 16:59	SWA2557	16L	N444WN	B737
1/5/2009 17:28	SWA1053	16R	N729SW	B737
1/6/2009 9:53	-	16R	N251WN	B737
1/6/2009 12:15	SWA2883	16L	N737JW	B737
1/6/2009 19:14	SWA1408	16L	N550WN	B737
1/7/2009 11:39	SWA2529	16R	N335SW	B733
1/8/2009 7:29	SWA2211	16C	N608SW	B733
1/8/2009 21:43	SWA2930	16L	N222WN	B737
1/9/2009 16:16	SWA2557	16L	N442WN	B737
1/9/2009 17:04	SWA1053	16L	N689SW	B733
1/10/2009 8:07	SWA392	16C	N436WN	B737
1/10/2009 16:23	SWA1111	16L	N786SW	B737
1/11/2009 10:25	SWA222	16C	N310SW	B733
1/11/2009 10:43	SWA417	16C	N391SW	B733
1/11/2009 20:11	SWA1433	16R	N332SW	B733
1/11/2009 20:22	SWA463	16R	N488WN	B737
1/12/2009 12:07	SWA1037	16L	N612SW	B733
1/12/2009 13:06	SWA400	16L	N300SW	B733
1/13/2009 7:20	SWA225	16C	N685SW	B733
1/13/2009 11:59	SWA113	16L	-	B737
1/13/2009 19:49	SWA1433	16L	N774SW	B737
1/15/2009 10:28	SWA1526	16L	N619SW	B733
1/16/2009 6:23	SWA1043	16C	N373SW	B733
1/17/2009 11:05	SWA228	16C	N452WN	B737
1/17/2009 18:30	SWA1011	16C	-	B737
1/17/2009 18:34	SWA2745	16C	N424WN	B737
1/17/2009 19:46	SWA2416	16L	N463WN	B737
1/18/2009 18:40	SWA1210	16L	N216WR	B737
1/19/2009 6:21	SWA1043	16C	N342SW	B733
1/20/2009 19:27	SWA1433	16L	N364SW	B733
1/27/2009 15:05	SWA438	16L	N613SW	B733
1/27/2009 18:37	SWA1870	16L	N638SW	B733
1/29/2009 6:31	SWA1043	16C	N607SW	B733
1/29/2009 10:34	SWA1526	16C	N348SW	B733
1/29/2009 16:45	SWA641	16L	N310SW	B733
1/29/2009 18:52	SWA1210	16L	N216WR	B737
1/29/2009 21:19	SWA630	16L	N259WN	B737
1/30/2009 6:29	SWA1043	16L	N478WN	B737
1/30/2009 13:31	SWA638	16R	N287WN	B737
1/30/2009 13:41	SWA400	16L	N269WN	B737
1/30/2009 15:00	SWA438	16L	N642WN	B733
1/31/2009 11:03	SWA279	16L	-	B737
1/31/2009 12:10	SWA2094	16L	N307SW	B733
1/31/2009 16:31	SWA2115	16C	N664WN	B733

United Airlines

January 2009

South flow – Arrivals from the east
2200 - 0600

<u>Actual Date/Time</u>	<u>Flight No</u>	<u>Runway</u>	<u>Tail No</u>	<u>Aircraft</u>
1/26/2009 23:17	UAL917	16L	N576UA	B752
1/12/2009 23:38	UAL117	16C	N567UA	B752
1/17/2009 22:36	UAL117	16L	N808UA	A319
1/29/2009 22:44	UAL509	16C	N523UA	B752



Total SEA Ops	416
Total SEA Violations	36
<hr/>	
Total UAL Ops	46
Total UAL Violations	4

- UAL represents 11.1% of all SEA violations through this corridor
- 8.6% of all UAL south flow arrivals from the east were violations