
Noise Abatement Procedures Non-Compliance Maps by Airline February 2009

The Noise Programs office monitors all arrival and departure noise abatement procedures. Attached are maps depicting actual flight data from the previous month in which airlines had a success rate of less than 90% for specific noise abatement procedures. At the bottom of each page you will find the compliance rate compared to all Sea-Tac air traffic as well as the overall compliance rate for the airline for that specific noise abatement procedure.

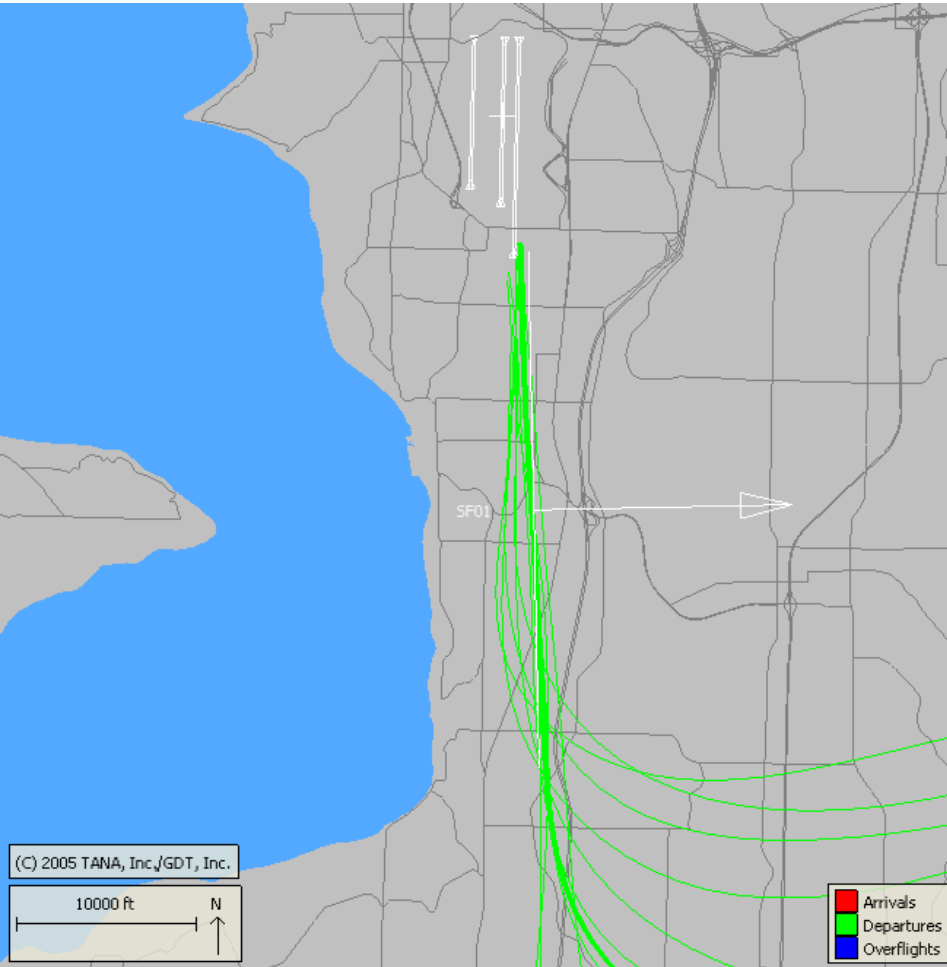
You will find non-compliance maps for the following airlines for February 2009 operations:

- Alaska Airlines
- American Airlines
- Continental Airlines
- Delta Airlines
- Horizon Airlines
- Southwest Airlines
- United Airlines

American Airlines

February 2009

South flow - Departures to the east
0600 – 2200



Total SEA Ops	1491
Total SEA Violations	95
<hr/>	
²⁴⁵ Total AAL Ops	156
Total AAL Violations	11

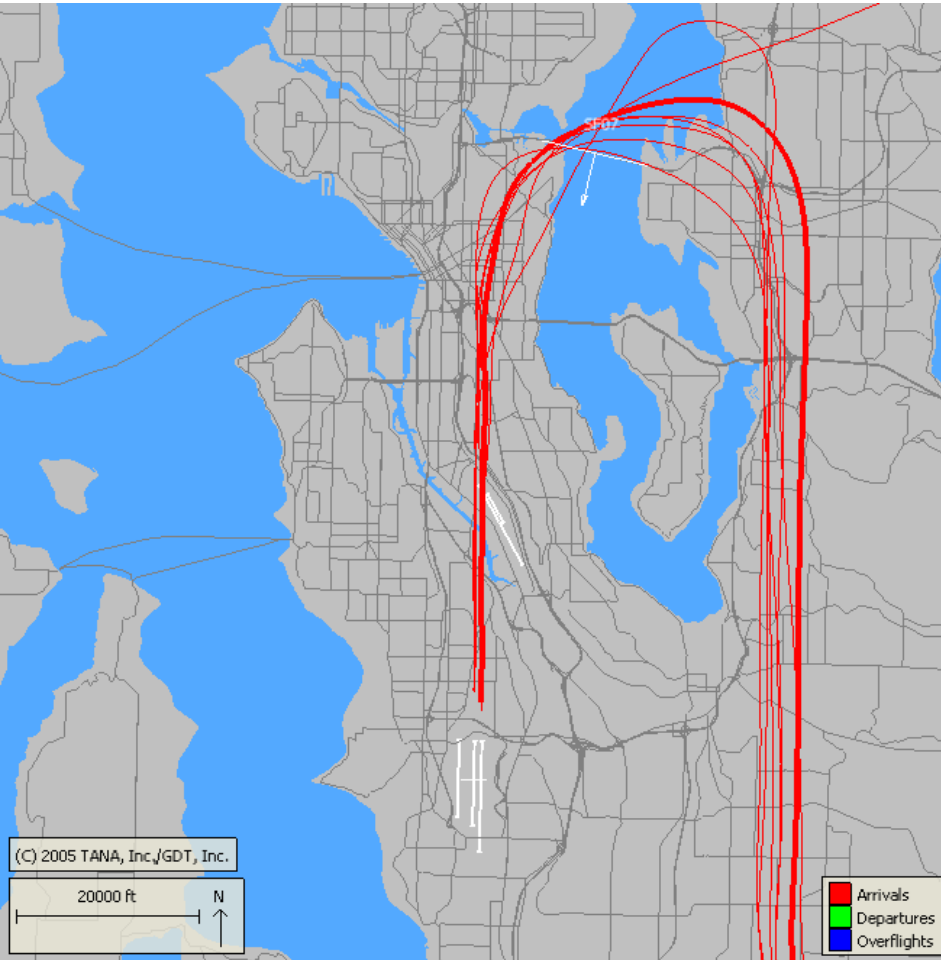
<u>Actual Date/Time</u>	<u>Flight No</u>	<u>Runway</u>	<u>Tail No</u>	<u>Aircraft</u>
2/1/2009 12:40	AAL1414	16L	N642AA	B752
2/2/2009 12:02	AAL1918	16L	N9403W	MD83
2/3/2009 9:57	AAL1476	16L	N9615W	MD83
2/3/2009 12:42	AAL1414	16L	N182AN	B752
2/5/2009 7:46	AAL1914	16L	N9627R	MD83
2/7/2009 15:09	AAL1824	16L	N9628W	MD83
2/8/2009 15:01	-	16C	N9403W	MD83
2/17/2009 12:41	AAL1414	16C	N650AA	B752
2/22/2009 8:10	AAL268	16L	N633AA	B752
2/25/2009 15:29	AAL1824	16L	N599AA	MD83
2/28/2009 7:44	AAL1914	16L	N592AA	MD83

- AAL represents 11.5% of all SEA violations through this corridor
- 7% of all AAL south flow departures to the east were violations

American Airlines

February 2009

South flow – Arrivals from the east
2200 - 0600



Total SEA Ops	306
Total SEA Violations	53
<hr/>	
²⁴⁵ Total AAL Ops	33
Total AAL Violations	8

<u>Actual Date/Time</u>	<u>Flight No</u>	<u>Runway</u>	<u>Tail No</u>	<u>Aircraft</u>
2/1/2009 22:03	AAL2033	16L	N9677W	MD83
2/1/2009 22:46	AAL1043	16L	N565AA	MD83
2/3/2009 22:36	AAL1043	16C	N434AA	MD83
2/5/2009 22:21	AAL1043	16C	N9681B	MD83
2/10/2009 23:31	AAL2033	16C	N433AA	MD83
2/17/2009 22:29	AAL1043	16L	N9412W	MD83
2/18/2009 22:01	AAL1223	16L	N9681B	MD83
2/25/2009 23:00	AAL1043	16C	N592AA	MD83

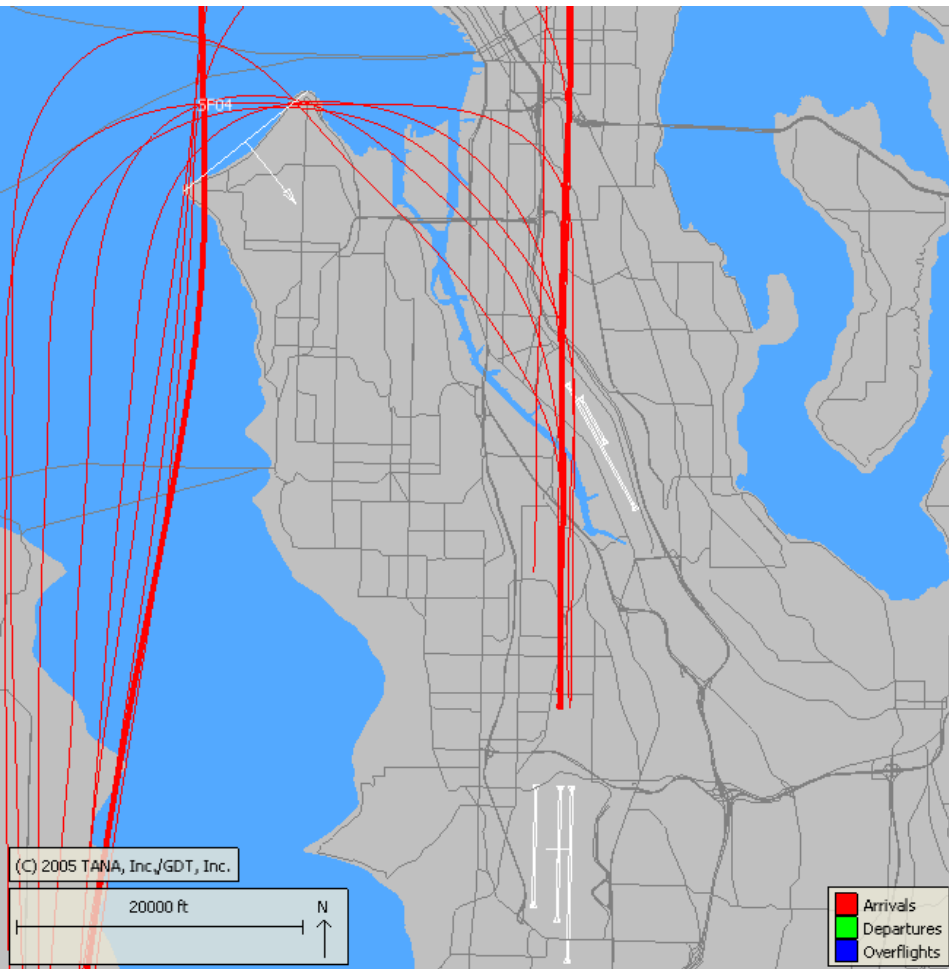
- AAL represents 15% of all SEA violations through this corridor
- 24.2% of all AAL south flow arrivals from the east were violations

Alaska Airlines

February 2009

South flow – Arrivals from the west

0600 – 2200



Total SEA Ops	2412
Total SEA Violations	27
<hr/>	
Total ASA Ops	1382
Total ASA Violations	9

<u>Actual Date/Time</u>	<u>Flight No</u>	<u>Runway</u>	<u>Tail No</u>	<u>Aircraft</u>
2/1/2009 9:35	ASA547	16C	-	B737
2/1/2009 9:39	ASA477	16C	N783AS	B734
2/1/2009 18:58	ASA539	16C	N779AS	B734
2/4/2009 21:46	ASA259	16C	N303AS	B739
2/5/2009 11:42	ASA453	16L	N793AS	B734
2/7/2009 11:00	ASA355	16L	N792AS	B734
2/24/2009 8:55	ASA477	16C	N705AS	B734
2/25/2009 9:44	ASA515	16R	N617AS	B737
2/27/2009 9:14	ASA493	16C	N776AS	B734

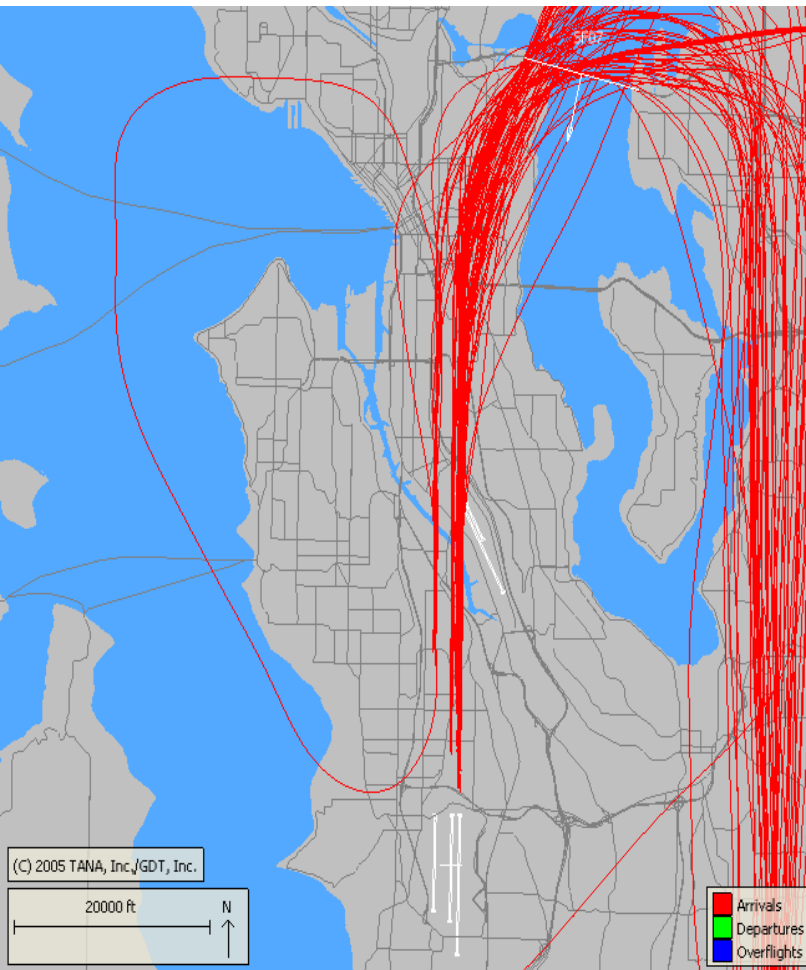
- ASA represents 33.3% of all SEA violations through this corridor
- .6% of all ASA south flow arrivals from the west were violations

Alaska Airlines

February 2009

South flow – Arrivals from the east

0600 – 2200



Total SEA Ops	2201
Total SEA Violations	293
<hr/>	
Total ASA Ops	533
Total ASA Violations	76

Actual Date/Time	Flight No	Runway	Tail No	Aircraft	Actual Date/Time	Flight No	Runway	Tail No	Aircraft
2/1/2009 10:16	ASA641	16L	N552AS	B738	2/12/2009 13:36	ASA693	16L	N615AS	B737
2/1/2009 11:45	ASA9	16R	-	B738	2/12/2009 17:40	ASA23	16L	N315AS	B739
2/1/2009 14:19	ASA691	16L	N624AS	B737	2/12/2009 20:32	ASA39	16L	N778AS	B734
2/1/2009 18:05	ASA23	16L	N318AS	B739	2/12/2009 21:07	ASA15	16L	-	B738
2/1/2009 21:35	ASA637	16L	-	B738	2/17/2009 21:18	ASA15	16L	N569AS	B738
2/2/2009 10:38	ASA21	16L	N569AS	B738	2/17/2009 21:39	ASA29	16L	-	B738
2/2/2009 11:57	ASA9	16L	N581AS	B738	2/18/2009 13:47	ASA671	16L	N557AS	B738
2/2/2009 13:37	ASA631	16C	N319AS	B739	2/18/2009 17:50	ASA23	16L	N317AS	B739
2/2/2009 13:50	ASA17	16L	-	B738	2/18/2009 19:37	ASA635	16L	N786AS	B734
2/2/2009 16:53	ASA633	16L	-	B738	2/18/2009 21:18	ASA637	16C	N615AS	B737
2/2/2009 18:46	ASA673	16L	-	B738	2/18/2009 21:24	ASA15	16L	-	B738
2/2/2009 21:12	ASA663	16L	-	B738	2/18/2009 21:37	ASA19	16L	N560AS	B738
2/2/2009 21:27	ASA19	16L	N562AS	B738	2/20/2009 8:50	ASA677	16R	N552AS	B738
2/3/2009 13:43	ASA631	16L	N318AS	B739	2/20/2009 9:57	-	16R	N318AS	B739
2/4/2009 18:51	ASA635	16L	N794AS	B734	2/20/2009 14:19	ASA671	16L	N564AS	B738
2/4/2009 20:52	ASA663	16L	-	B738	2/20/2009 14:45	ASA691	16C	N609AS	B737
2/4/2009 21:08	ASA7	16L	N546AS	B738	2/20/2009 19:13	ASA203	16L	N319AS	B739
2/5/2009 13:32	ASA631	16L	N307AS	B739	2/22/2009 14:08	ASA671	16L	-	B738
2/5/2009 17:44	ASA23	16L	N320AS	B739	2/22/2009 21:24	ASA7	16L	N579AS	B738
2/5/2009 19:18	ASA649	16L	N563AS	B738	2/23/2009 13:36	ASA693	16R	N624AS	B737
2/5/2009 20:17	ASA695	16L	N624AS	B737	2/23/2009 20:24	ASA3	16L	-	B738
2/5/2009 20:32	ASA3	16L	N551AS	B738	2/23/2009 21:14	ASA7	16L	-	B738
2/5/2009 21:05	ASA19	16L	-	B738	2/24/2009 8:58	ASA677	16C	N553AS	B738
2/5/2009 21:12	ASA15	16L	N548AS	B738	2/24/2009 9:50	ASA665	16C	-	B738
2/5/2009 21:17	ASA7	16L	-	B738	2/24/2009 12:31	ASA643	16L	N625AS	B737
2/6/2009 9:22	ASA665	16L	-	B738	2/24/2009 14:00	ASA17	16R	-	B738
2/7/2009 10:06	ASA21	16R	N619AS	B737	2/24/2009 14:22	ASA671	16L	-	B738
2/7/2009 13:17	ASA17	16L	N549AS	B738	2/24/2009 21:23	ASA15	16L	-	B738
2/7/2009 13:40	ASA671	16R	N609AS	B737	2/24/2009 21:45	ASA7	16L	-	B738
2/7/2009 16:20	ASA661	16L	N315AS	B739	2/24/2009 21:59	ASA19	16R	N581AS	B738
2/7/2009 18:55	ASA203	16L	N319AS	B739	2/25/2009 17:47	ASA23	16C	N315AS	B739
2/8/2009 7:12	ASA697	16C	N796AS	B734	2/25/2009 20:35	ASA39	16C	N558AS	B738
2/8/2009 16:50	ASA633	16L	N772AS	B734	2/26/2009 18:43	ASA23	16L	N318AS	B739
2/9/2009 8:50	ASA677	16C	N568AS	B738	2/26/2009 20:54	ASA663	16L	-	B738
2/9/2009 14:59	ASA37	16L	-	B738	2/26/2009 21:37	ASA19	16L	-	B738
2/9/2009 20:17	ASA663	16R	-	B738	2/27/2009 9:05	ASA641	16C	N307AS	B739
2/12/2009 8:55	ASA641	16L	N317AS	B739	2/27/2009 14:27	ASA17	16R	N560AS	B738
2/12/2009 11:06	ASA9	16L	-	B738					
2/12/2009 12:48	ASA9353	16L	N644AS	B737					

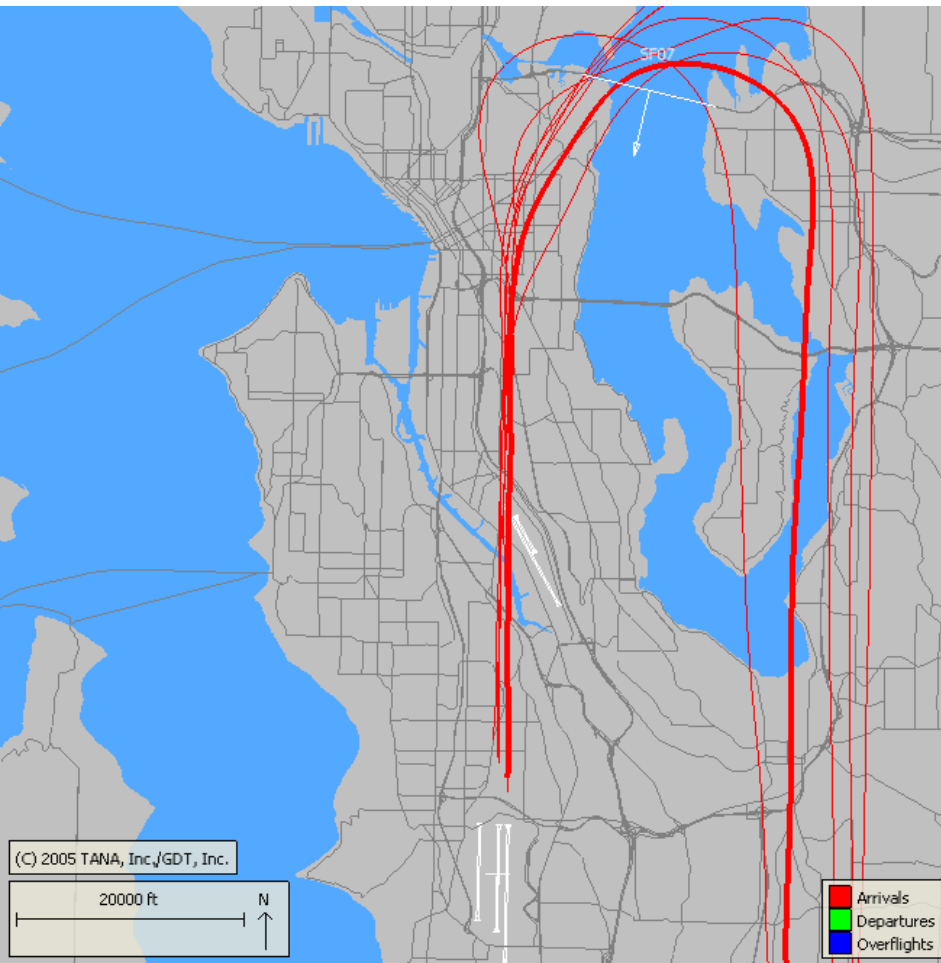
- ASA represents 25.9% of all SEA violations through this corridor
- 14.2% of all ASA south flow arrivals from the east were violations

Continental Airlines

February 2009

South flow – Arrivals from the east

2200 – 0600



<u>Actual Date/Time</u>	<u>Flight No</u>	<u>Runway</u>	<u>Tail No</u>	<u>Aircraft</u>
2/2/2009 23:32	COA467	16L	-	B739
2/3/2009 23:17	COA467	16L	-	B739
2/5/2009 23:05	COA1881	16C	N26208	B738
2/12/2009 23:43	COA467	16L	N36280	B738
2/13/2009 0:23	COA1881	16C	N37252	B738
2/20/2009 23:29	COA467	16L	N37255	B738
2/23/2009 22:02	COA1888	16L	N77296	B738
2/24/2009 22:02	COA1881	16C	N76505	B738

Total SEA Ops	306
Total SEA Violations	53
<hr/>	
Total COA Ops	37
Total COA Violations	8

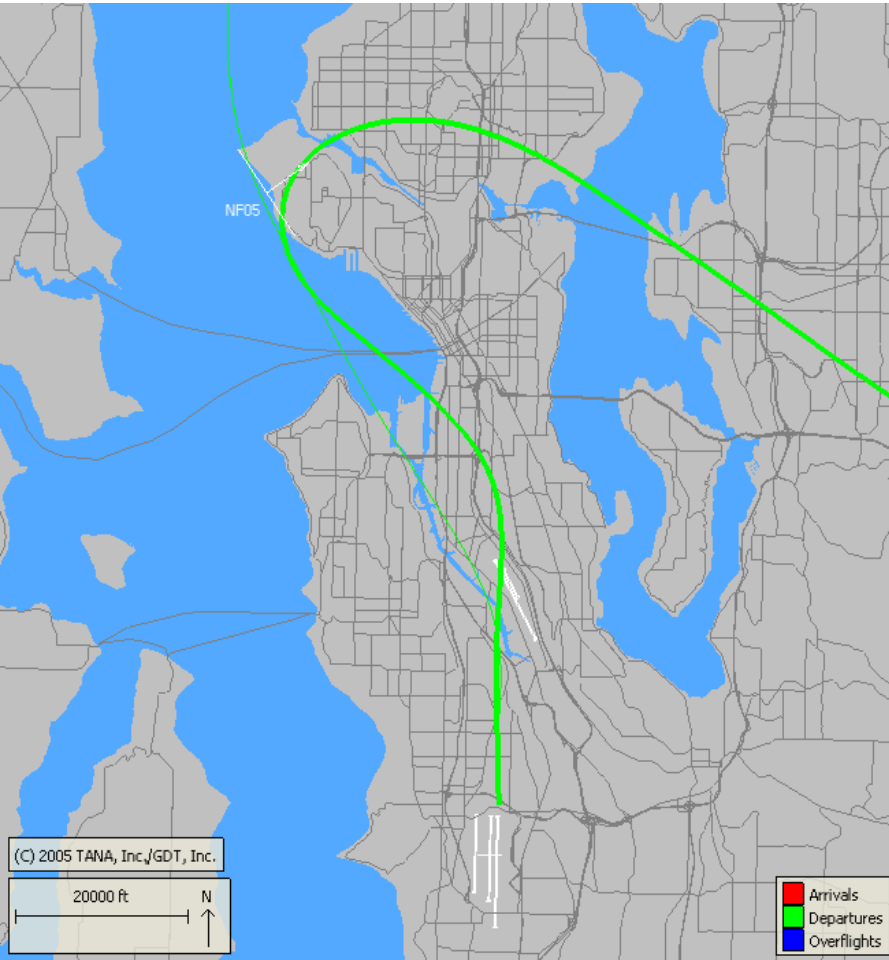
- COA represents 15% of all SEA violations through this corridor
- 21.6% of all COA south flow arrivals from the east were violations

Continental Airlines

December 2008

North flow – Departures through the bay
2200 – 0600

<u>Actual Date/Time</u>	<u>Flight No</u>	<u>Runway</u>	<u>Tail No</u>	<u>Aircraft</u>
12/3/2008 23:24 -		34R	N16234	B738
12/11/2008 1:52	COA667	34R	N75851	B753



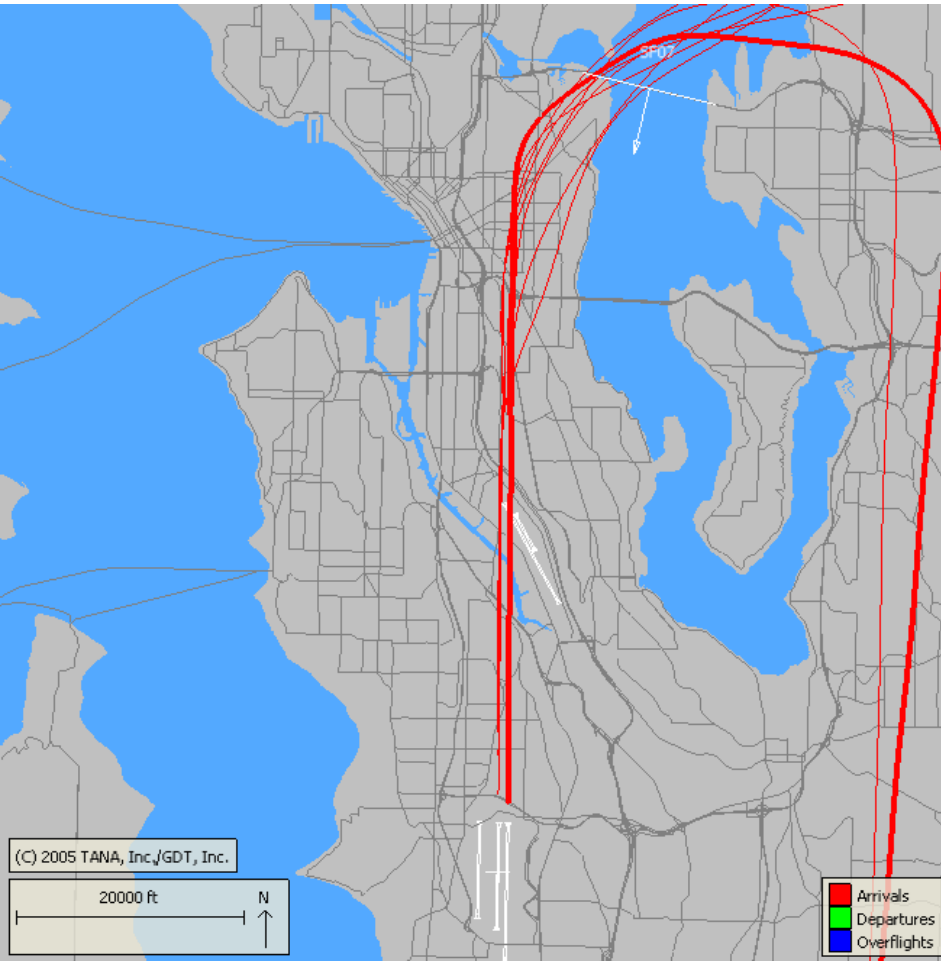
Total SEA Ops	193
Total SEA Violations	10
<hr/>	
Total COA Ops	18
Total COA Violations	2

- COA represents 20% of all SEA violations through this corridor
- 11.1% of all COA north flow departures through the bay were violations

Delta Airlines

February 2009

South flow – Arrivals from the east
2200 – 0600



<u>Actual Date/Time</u>	<u>Flight No</u>	<u>Runway</u>	<u>Tail No</u>	<u>Aircraft</u>
2/1/2009 22:26	DAL1269	16L	N688DL	B752
2/2/2009 23:51	DAL1059	16L	N6705Y	B752
2/2/2009 23:51	-	16L	N6705Y	B752
2/8/2009 23:16	DAL1059	16C	N6716C	B752
2/12/2009 22:48	DAL631	16L	N3768	B738
2/15/2009 0:10	DAL1063	16C	N67171	B752
2/17/2009 22:18	DAL1269	16C	N635DL	B752
2/17/2009 22:43	DAL631	16C	N37700	B738
2/23/2009 0:09	DAL1063	16L	N693DL	B752

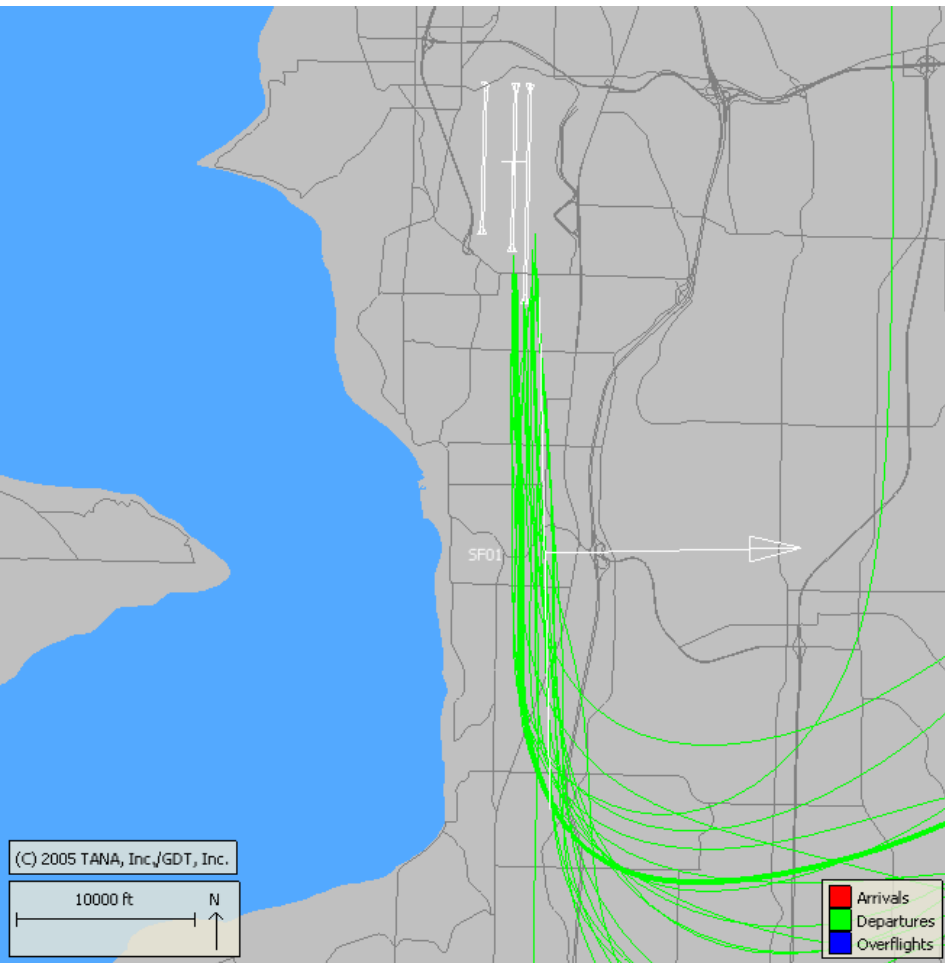
Total SEA Ops	306
Total SEA Violations	53
<hr/>	
Total DAL Ops	54
Total DAL Violations	9

- DAL represents 16.9% of all SEA violations through this corridor
- 16.6% of all DAL south flow arrivals from the east were violations

Horizon Airlines

February 2009

South flow - Departures to the east
0600 – 2200



Total SEA Ops	1491
Total SEA Violations	95
<hr/>	
Total QXE Ops	148
Total QXE Violations	20

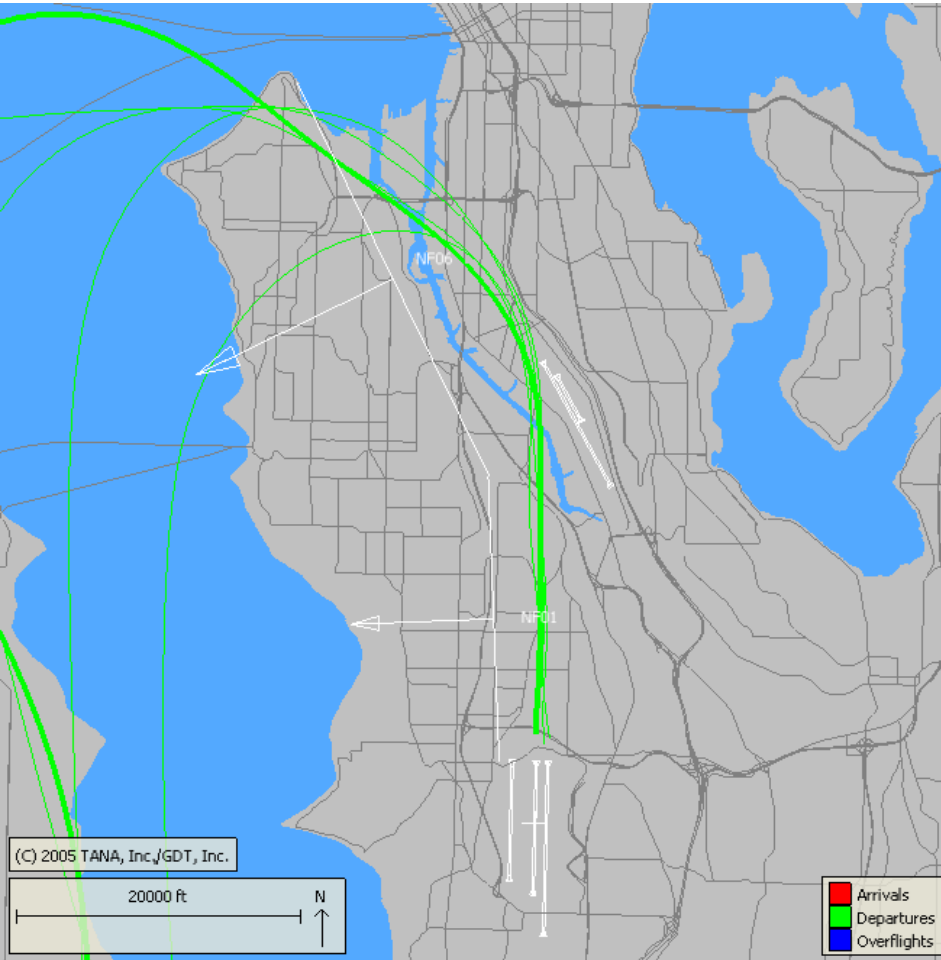
- QXE represents 21% of all SEA violations through this corridor
- 13.5% of all QXE south flow departures to the east were violations

<u>Actual Date/Time</u>	<u>Flight No</u>	<u>Runway</u>	<u>Tail No</u>	<u>Aircraft</u>
2/1/2009 11:19	QXE614	16C	N605QX	CRJ7
2/1/2009 14:45	QXE592	16L	N613QX	CRJ7
2/1/2009 21:34	QXE580	16L	N613QX	CRJ7
2/2/2009 8:08	QXE553	16L	N605QX	CRJ7
2/2/2009 10:13	QXE514	16L	N612QX	CRJ7
2/2/2009 10:18	QXE542	16L	N617QX	CRJ7
2/2/2009 10:33	QXE538	16L	N610QX	CRJ7
2/2/2009 11:08	QXE614	16L	N609QX	CRJ7
2/3/2009 10:30	-	16L	N610QX	CRJ7
2/3/2009 15:03	QXE584	16L	N617QX	CRJ7
2/3/2009 17:12	QXE528	16L	N613QX	CRJ7
2/5/2009 21:33	QXE544	16L	N619QX	CRJ7
2/5/2009 21:37	QXE580	16L	N604QX	CRJ7
2/7/2009 14:18	QXE592	16L	N610QX	CRJ7
2/10/2009 21:38	QXE544	16L	N606QX	CRJ7
2/12/2009 21:38	QXE544	16C	N617QX	CRJ7
2/18/2009 10:11	QXE542	16C	N605QX	CRJ7
2/22/2009 14:57	QXE584	16C	N611QX	CRJ7
2/22/2009 21:58	QXE544	16L	N601QX	CRJ7
2/25/2009 15:14	QXE584	16L	N617QX	CRJ7

Horizon Airlines

February 2009

North flow – Departures to the west
0600 - 2200



<u>Actual Date/Time</u>	<u>Flight No</u>	<u>Runway</u>	<u>Tail No</u>	<u>Aircraft</u>
2/6/2009 15:46	QXE567	34C	N608QX	CRJ7
2/6/2009 20:34	QXE557	34R	N612QX	CRJ7
2/11/2009 13:18	QXE569	34C	N608QX	CRJ7
2/14/2009 15:41	QXE551	34C	N610QX	CRJ7
2/16/2009 6:13	QXE567	34R	N613QX	CRJ7

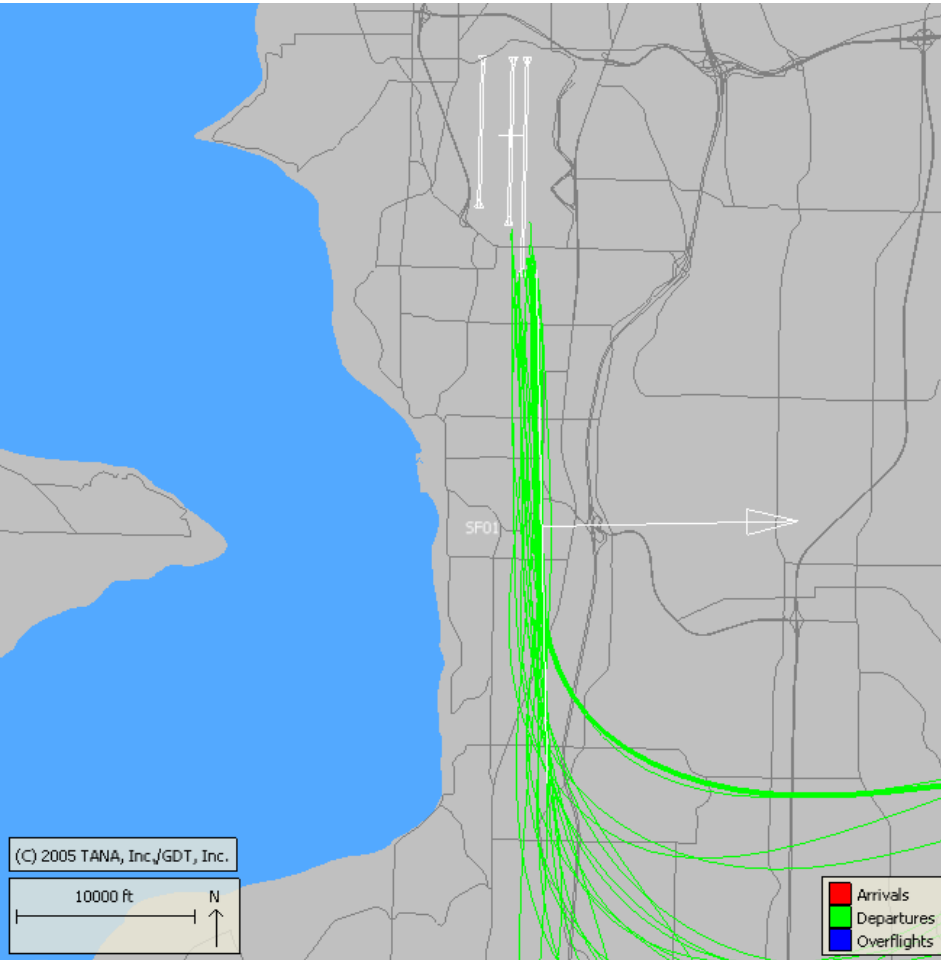
Total SEA Ops	751
Total SEA Violations	7
<hr/>	
Total QXE Ops	60
Total QXE Violations	4

- QXE represents 57.1% of all SEA violations through this corridor
- 6.6% of all QXE south flow departures to the west were violations

Southwest Airlines

February 2009

South flow – Departures to the east
0600 – 2200



<u>Actual Date/Time</u>	<u>Flight No</u>	<u>Runway</u>	<u>Tail No</u>	<u>Aircraft</u>
2/1/2009 13:18	SWA1915	16L	N745SW	B737
2/1/2009 17:49	SWA728	16L	N679AA	B733
2/1/2009 19:08	SWA822	16L	N460WN	B737
2/1/2009 21:31	SWA1239	16L	-	B737
2/2/2009 13:10	SWA1915	16L	-	B737
2/3/2009 17:31	SWA728	16C	N334SW	B733
2/4/2009 13:15	SWA318	16L	N460WN	B737
2/5/2009 19:40	SWA1336	16L	N229WN	B737
2/7/2009 12:16	SWA1956	16L	N413WN	B737
2/7/2009 15:18	SWA2023	16C	N782SA	B737
2/10/2009 14:43	SWA1271	16L	N700GS	B737
2/17/2009 8:53	SWA545	16C	N684WN	B733
2/23/2009 20:23	SWA776	16L	N657SW	B733
2/24/2009 17:34	SWA728	16L	N670SW	B733
2/25/2009 6:48	SWA855	16L	N497WN	B737
2/25/2009 8:59	SWA1270	16C	-	B737
2/25/2009 13:02	SWA749	16C	N355SW	B733
2/25/2009 14:18	SWA1841	16L	-	B737
2/25/2009 15:07	SWA1346	16L	N323SW	B733
2/25/2009 17:49	SWA728	16C	N365SW	B733
2/27/2009 9:00	SWA1270	16L	N277WN	B737

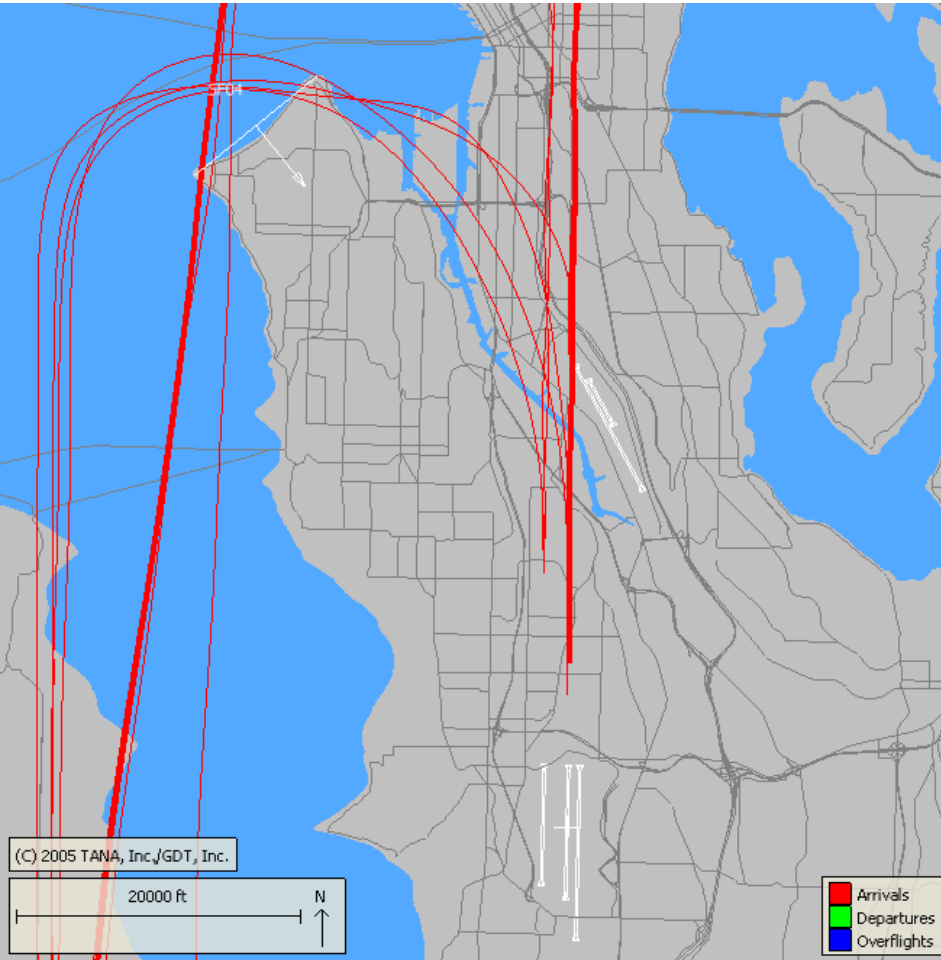
Total SEA Ops	1491
Total SEA Violations	95
<hr/>	
Total SWA Ops	145
Total SWA Violations	21

- SWA represents 22.1% of all SEA violations through this corridor
- 14.4% of all SWA south flow departures to the east were violations

Southwest Airlines

February 2009

South flow – Arrivals from the west
0600 – 2200



<u>Actual Date/Time</u>	<u>Flight No</u>	<u>Runway</u>	<u>Tail No</u>	<u>Aircraft</u>
2/2/2009 9:37	SWA638	16C	N760SW	B737
2/2/2009 9:39	SWA162	16C	N767SW	B737
2/2/2009 18:01	SWA822	16C	-	B737
2/5/2009 11:04	SWA1340	16R	N689SW	B733
2/9/2009 13:17	SWA618	16R	N798SW	B737
2/17/2009 7:50	SWA1270	16C	N464WN	B737
2/23/2009 7:52	SWA1270	16C	N209WN	B737
2/24/2009 12:14	-	16R	N229WN	B737

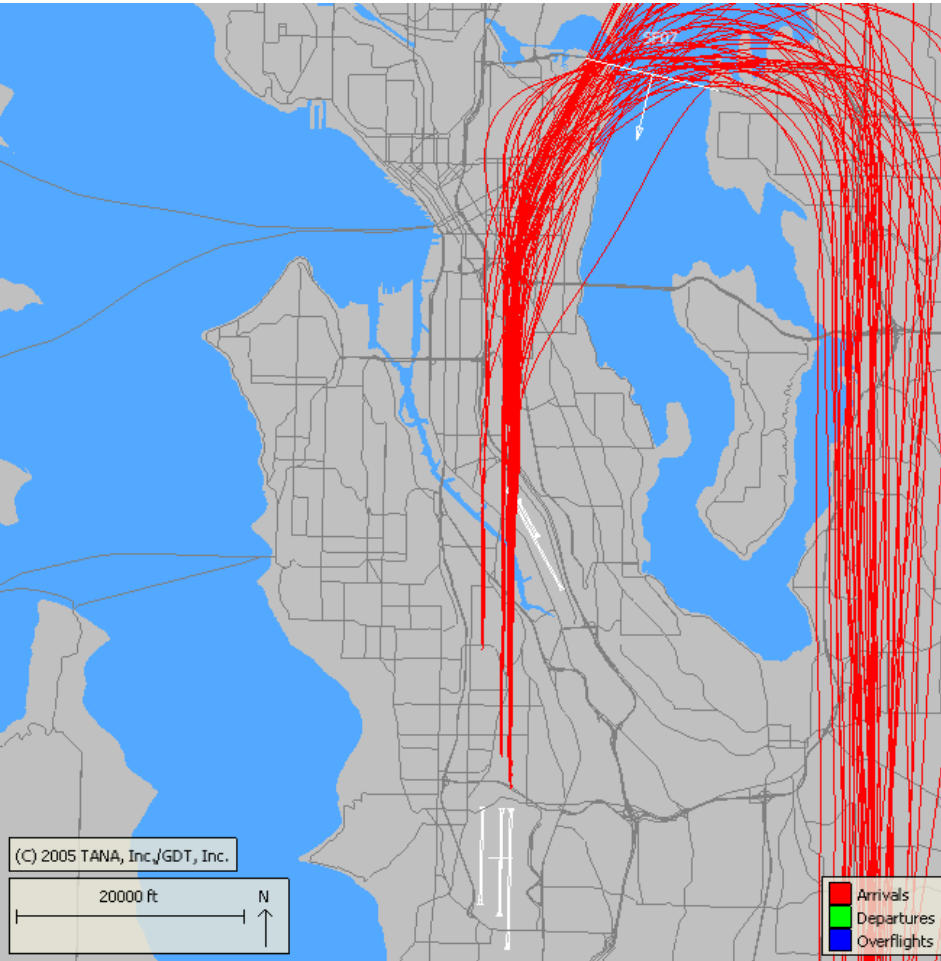
Total SEA Ops	2412
Total SEA Violations	27
<hr/>	
Total SWA Ops	338
Total SWA Violations	8

- SWA represents 29.6% of all SEA violations through this corridor
- 2.3% of all SWA south flow arrivals from the west were violations

Southwest Airlines

February 2009

South flow – Arrivals from the east
0600 – 2200



Total SEA Ops	2201
Total SEA Violations	293
<hr/>	
Total SWA Ops	313
Total SWA Violations	57

- SWA represents 19.4% of all SEA violations through this corridor
- 18.2% of all SWA south flow arrivals from the east were violations

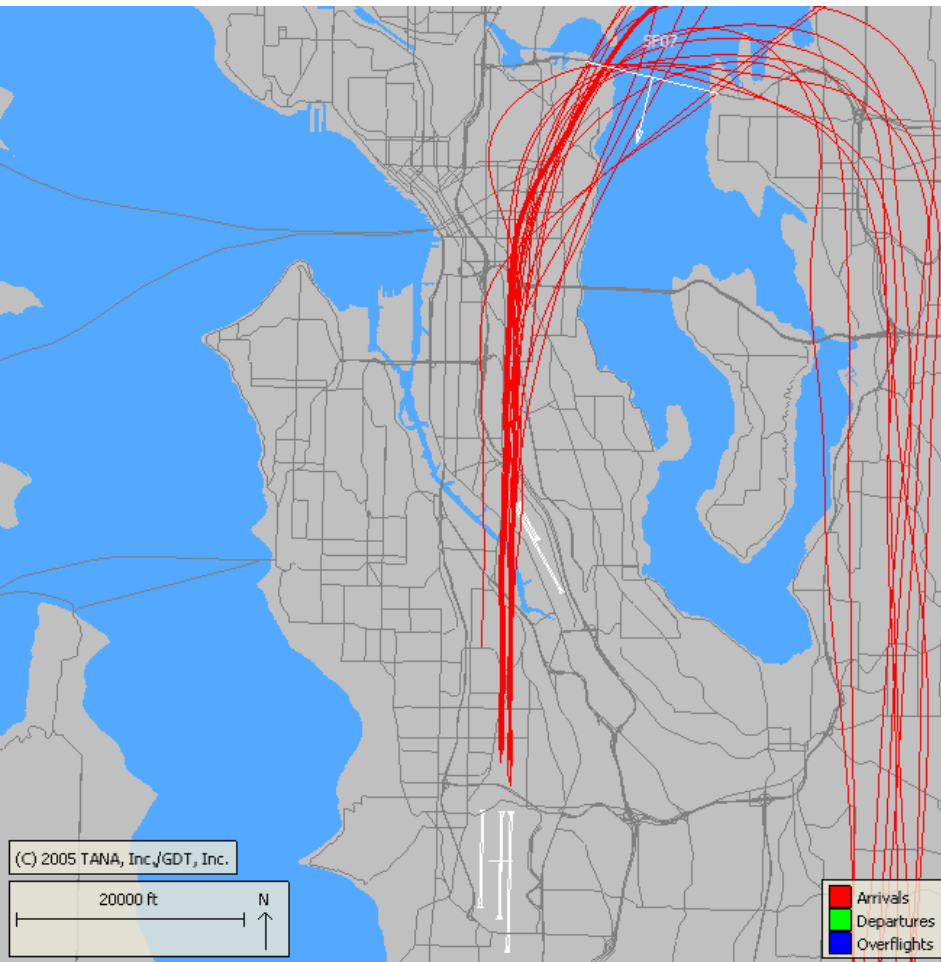
Actual Date/Time	Flight No	Runway	Tail No	Aircraft
2/1/2009 10:41	SWA417	16L	N338SW	B733
2/1/2009 11:27	SWA113	16L	N433LV	B737
2/1/2009 17:13	SWA641	16C	N679AA	B733
2/1/2009 18:53	SWA1210	16L	N750SA	B737
2/2/2009 10:24	SWA906	16R	N689SW	B733
2/2/2009 10:32	SWA1526	16R	N649SW	B733
2/2/2009 13:05	SWA400	16L	N462WN	B737
2/2/2009 15:12	SWA438	16L	N304SW	B733
2/2/2009 15:48	SWA851	16L	N378SW	B733
2/2/2009 19:37	SWA1433	16L	N687SW	B733
2/2/2009 20:09	SWA463	16L	N716SW	B737
2/3/2009 11:15	SWA113	16L	N434WN	B737
2/3/2009 16:43	SWA641	16L	N334SW	B733
2/3/2009 20:02	SWA463	16C	N457WN	B737
2/4/2009 9:56	SWA906	16L	N617SW	B733
2/4/2009 15:06	SWA438	16R	N650SW	B733
2/4/2009 18:37	SWA1210	16L	N258WN	B737
2/4/2009 19:56	SWA463	16L	N799SW	B737
2/4/2009 20:42	SWA1065	16L	N487WN	B737
2/4/2009 21:51	SWA973	16C	-	B737
2/5/2009 11:53	SWA165	16L	N494WN	B737
2/5/2009 15:33	SWA851	16L	N333SW	B733
2/5/2009 16:31	SWA641	16L	N314SW	B733
2/5/2009 19:56	SWA463	16L	N273WN	B737
2/5/2009 20:25	SWA1065	16L	N260WN	B737
2/5/2009 21:49	SWA973	16C	-	B737
2/7/2009 7:38	SWA2241	16C	N658SW	B733
2/7/2009 13:59	SWA2510	16R	N782SA	B737
2/7/2009 16:16	SWA2115	16L	N625SW	B733
2/7/2009 17:19	SWA2001	16L	N684WN	B733
2/8/2009 20:25	SWA463	16L	N355SW	B733
2/9/2009 9:44	SWA906	16C	N625SW	B733
2/9/2009 10:39	SWA1526	16L	N660SW	B733
2/9/2009 19:34	SWA1433	16L	N348SW	B733
2/10/2009 14:53	SWA438	16L	N330SW	B733
2/12/2009 10:47	SWA1526	16L	N309SW	B733
2/12/2009 11:55	SWA165	16L	N708SW	B737
2/12/2009 15:34	SWA851	16L	N332SW	B733
2/12/2009 20:48	SWA1065	16L	N209WN	B737
2/17/2009 21:54	SWA973	16L	N732SW	B737
2/18/2009 9:40	SWA906	16L	N684WN	B733
2/18/2009 11:49	SWA1037	16L	N679AA	B733
2/18/2009 12:55	SWA400	16R	N342SW	B733
2/18/2009 15:37	SWA851	16L	N482WN	B737
2/18/2009 17:08	SWA641	16L	N616SW	B733
2/18/2009 21:35	SWA1065	16L	N478WN	B737
2/20/2009 10:07	SWA222	16L	N605SW	B733
2/20/2009 11:14	SWA113	16L	N481WN	B737
2/20/2009 12:09	SWA165	16L	N710SW	B737
2/20/2009 18:26	SWA1870	16L	N645SW	B733
2/20/2009 19:23	SWA1210	16L	N464WN	B737
2/23/2009 12:57	SWA400	16L	N714CB	B737
2/23/2009 18:35	SWA1870	16L	N680AA	B733
2/26/2009 19:37	SWA1433	16L	N333SW	B733
2/27/2009 9:54	SWA906	16L	N603SW	B733
2/27/2009 15:17	SWA438	16L	N675AA	B733
2/27/2009 18:57	SWA1210	16L	N776WN	B737

United Airlines

February 2009

South flow – Arrivals from the east

2200 - 0600



<u>Actual Date/Time</u>	<u>Flight No</u>	<u>Runway</u>	<u>Tail No</u>	<u>Aircraft</u>
2/3/2009 19:49	UAL917	16C	N538UA	B752
2/4/2009 10:03	UAL875K	16C	N524UA	B752
2/4/2009 10:55	UAL261	16L	N855UA	A319
2/5/2009 15:25	UAL197	16L	N422UA	A320
2/7/2009 17:07	UAL591	16L	N841UA	A319
2/7/2009 19:38	UAL407	16L	N565UA	B752
2/7/2009 20:04	UAL917	16C	N589UA	B752
2/10/2009 10:07	UAL875K	16L	N519UA	B752
2/12/2009 20:54	UAL917	16L	N418UA	A320
2/17/2009 10:26	UAL875	16L	N536UA	B772
2/17/2009 20:02	UAL949	16R	N552UA	B752
2/18/2009 9:55	UAL875	16L	N578UA	B752
2/18/2009 19:45	UAL949	16L	N535UA	B752
2/20/2009 10:12	UAL875	16L	N577UA	B752
2/22/2009 10:47	UAL261	16L	N852UA	A319
2/23/2009 19:55	UAL407	16L	N586UA	B752
2/25/2009 19:50	UAL949	16L	N598UA	B752
2/27/2009 20:02	UAL407	16L	N575UA	B752

Total SEA Ops	306
---------------	-----

Total SEA Violations	53
----------------------	----

Total UAL Ops	38
---------------	----

Total UAL Violations	18
----------------------	----

- UAL represents 33.9% of all SEA violations through this corridor
- 47.3% of all UAL south flow arrivals from the east were violations