



Seattle-Tacoma International Airport Noise Programs

Noise Abatement Procedures Non-Compliance Maps by Airline October 2009

The Noise Programs office monitors all arrival and departure noise abatement procedures. Attached are maps depicting actual flight data from the previous month in which airlines had a non-compliance rate greater than 10% for specific noise abatement procedures. At the bottom of each page you will find the compliance rate compared to all Sea-Tac air traffic as well as the overall compliance rate for the airline for that specific noise abatement procedure.

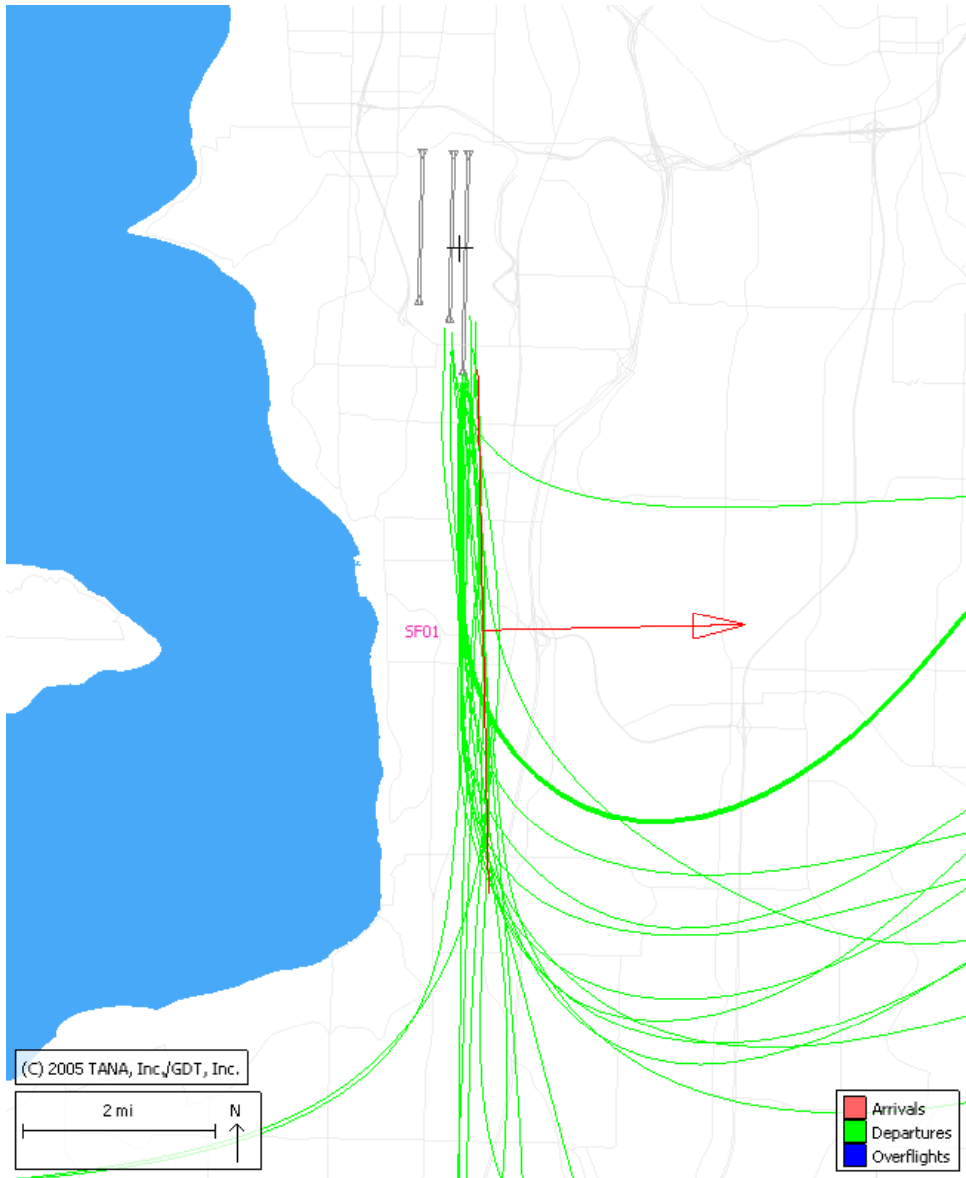
You will find non-compliance maps for the following airlines for October 2009 operations:

- Alaska Airlines
- Southwest Airlines
- Continental
- Federal Express

Southwest Airlines

October 2009

South flow – Departures to the east
0600 - 2200

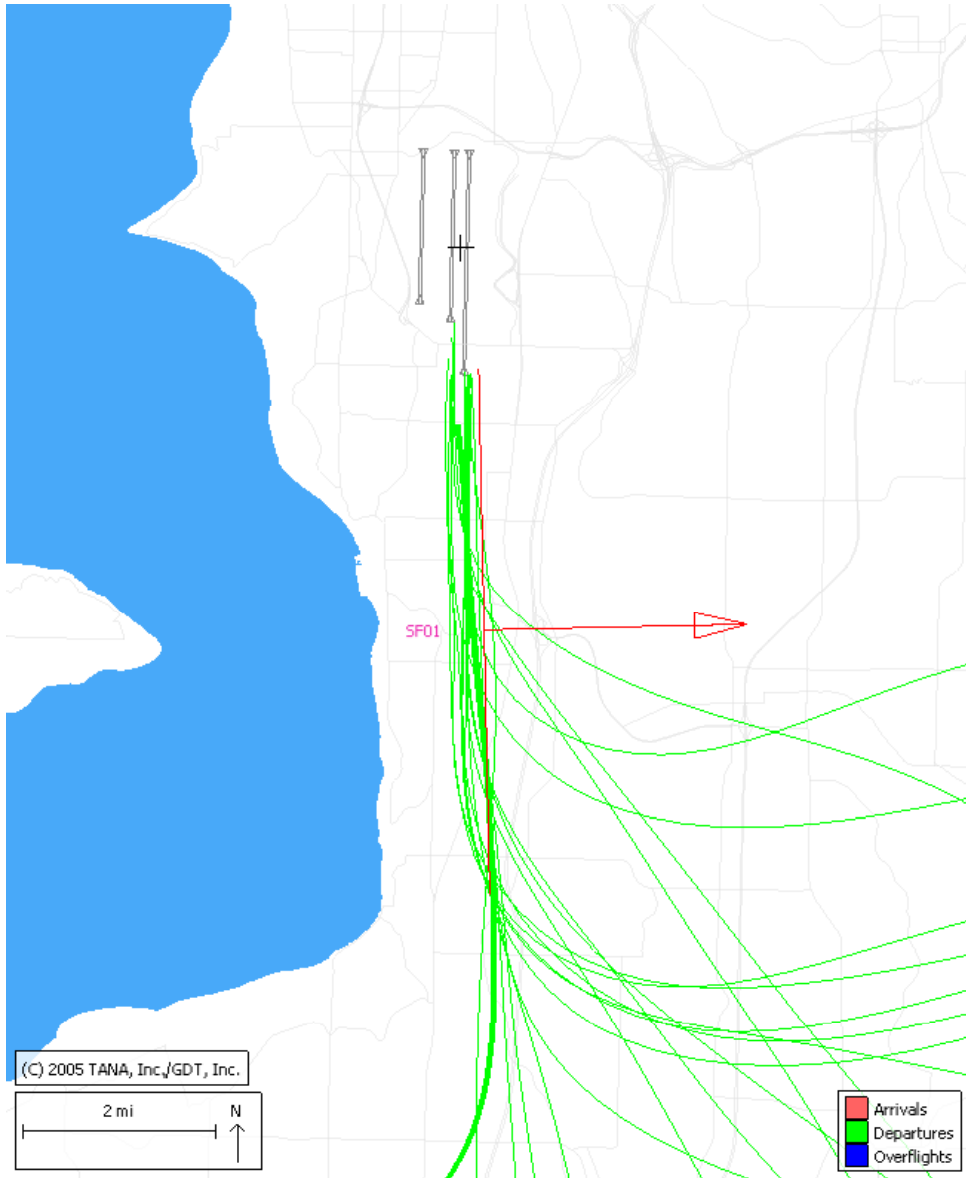


Actual Date/Time	Flight No	Tail No	Aircraft Type
10/31/2009 13:39	SWA1006	N312SW	B733
10/17/2009 16:33	SWA1191	N357SW	B733
10/31/2009 16:21	SWA1191	N665WN	B733
10/14/2009 11:10	SWA1262	N421LV	B737
10/1/2009 19:21	SWA1554	N411WN	B737
10/25/2009 11:05	SWA1722	N658SW	B733
10/23/2009 14:25	SWA2110	N601WN	B733
10/12/2009 15:29	SWA2120	N617SW	B733
10/7/2009 9:21	SWA218	N781WN	B737
10/13/2009 13:18	SWA230	N282WN	B737
10/30/2009 12:42	SWA230	N467WN	B737
10/23/2009 11:06	SWA293	N727SW	B737
10/14/2009 18:33	SWA3231	N343SW	B733
10/25/2009 18:36	SWA3231	N750SA	B737
10/14/2009 11:44	SWA3380	-	B737
10/21/2009 7:14	SWA3771	N796SW	B737
10/23/2009 10:02	SWA3859	N665WN	B733
10/14/2009 15:44	SWA3952	-	B737
10/29/2009 20:08	SWA548	N505SW	B735
10/24/2009 18:08	SWA740	N431WN	B737
10/1/2009 19:23	SWA8503	N508SW	B735

Total SEA Ops	1982
Total SEA Violations	96
<hr/>	
Total SWA Ops	215
Total SWA Violations	29

SWA represents 30% of all SEA violations through this corridor
13% of all SWA south flow departures to the east were violations

Alaska Airlines
 October 2009
 South flow – Departures to the east
 0600 - 2200

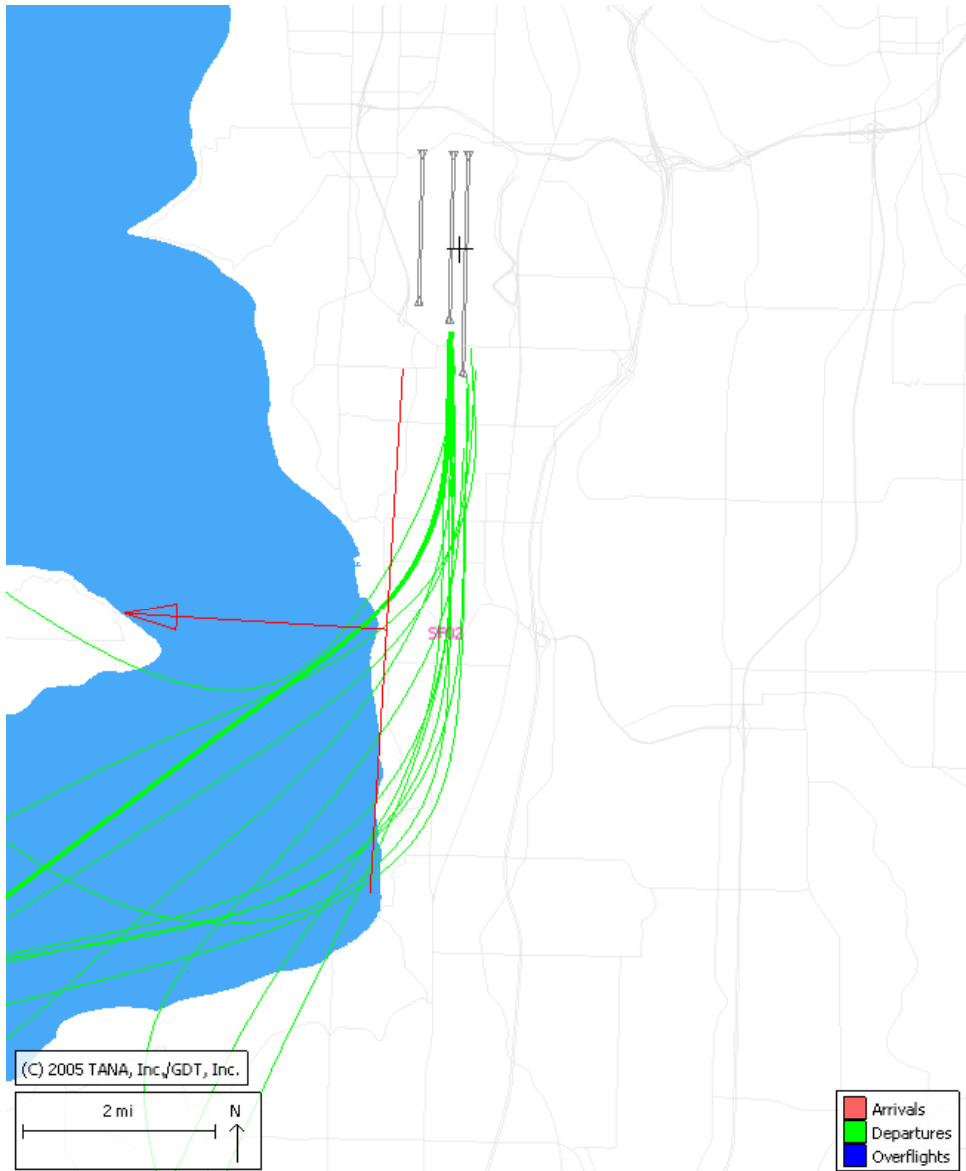


Actual Date/Time	Flight No	Tail No	Aircraft Type
10/14/2009 9:07	ASA12	N562AS	B738
10/13/2009 13:23	ASA16	N556AS	B738
10/23/2009 13:33	ASA16	-	B738
10/14/2009 8:58	ASA18	-	B738
10/12/2009 12:46	ASA22	-	B738
10/29/2009 15:09	ASA328	N546AS	B738
10/29/2009 21:15	ASA450	-	B738
10/7/2009 12:20	ASA464	N627AS	B737
10/1/2009 6:40	ASA502	N625AS	B737
10/17/2009 8:43	ASA504	N625AS	B737
10/17/2009 10:41	ASA510	N648AS	B737
10/14/2009 16:47	ASA514	N623AS	B737
10/14/2009 18:53	ASA526	N622AS	B737
10/17/2009 15:39	ASA546	N624AS	B737
10/13/2009 6:11	ASA600	N556AS	B738
10/14/2009 7:51	ASA676	N568AS	B738
10/29/2009 8:57	ASA676	N551AS	B738
10/19/2009 12:14	ASA692	-	B734
10/30/2009 9:23	ASA742	-	B738
10/17/2009 20:22	ASA79	N772AS	B734

Total SEA Ops	1982
Total SEA Violations	96
<hr/>	
Total ASA Ops	432
Total ASA Violations	21

ASA represents 22% of all SEA violations through this corridor
 5% of all ASA south flow departures to the east were violations

Alaska Airlines
 October 2009
 South flow – Departures to the west
 2200 - 0600



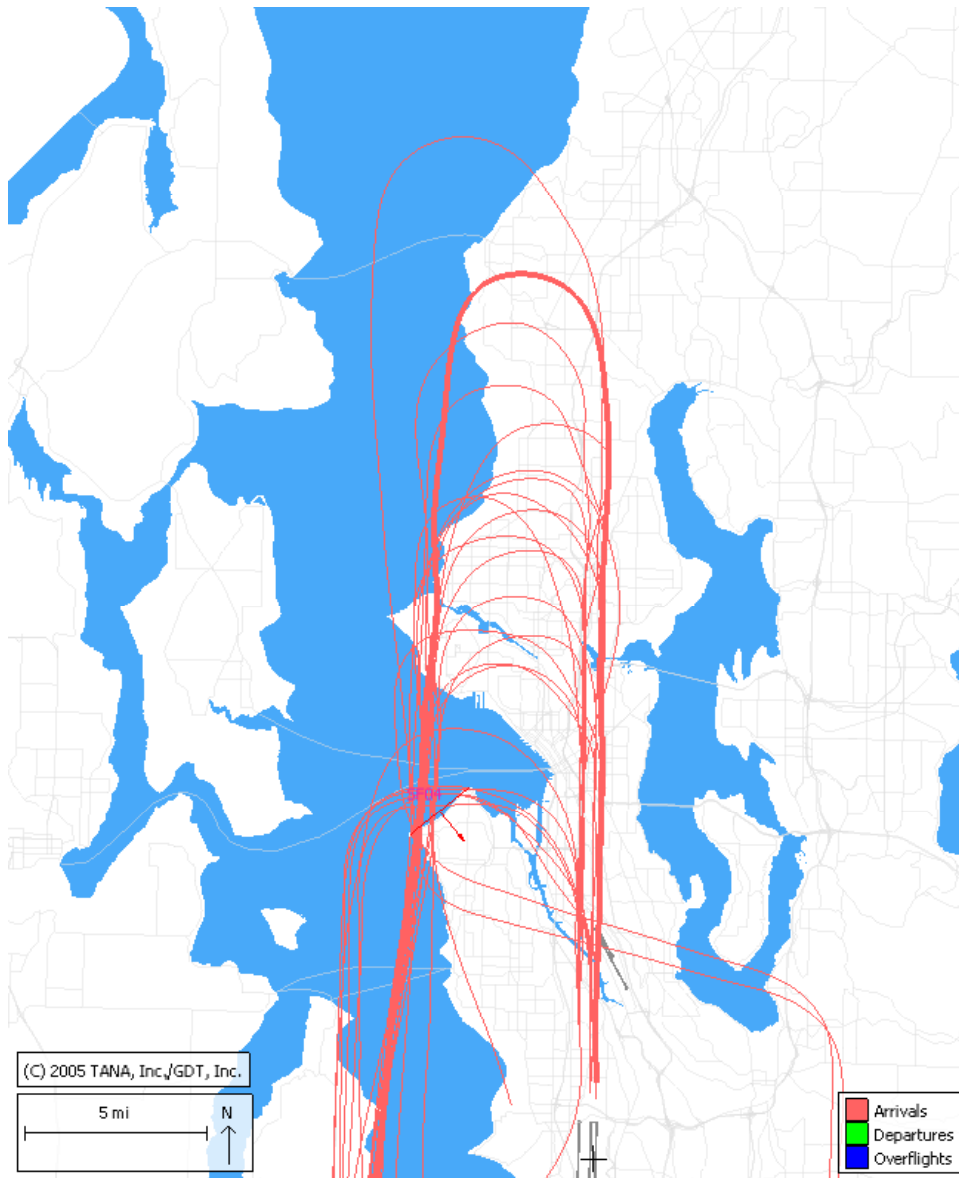
Actual Date/Time	Flight No	Tail No	Aircraft Type
10/17/2009 10:52	ASA302	N306AS	B739
10/7/2009 12:18	ASA312	N551AS	B738
10/14/2009 18:16	ASA314	N795AS	B734
10/1/2009 19:03	ASA354	N649AS	B737
10/17/2009 16:39	ASA37	-	B738
10/17/2009 10:56	ASA460	-	B738
10/14/2009 17:08	ASA474	-	B738
10/31/2009 11:08	ASA490	-	B738
10/17/2009 11:46	ASA558	N302AS	B739
10/15/2009 20:28	ASA731	-	B738
10/14/2009 16:46	ASA853	-	B738
10/14/2009 17:05	ASA859	N577AS	B738
10/14/2009 8:53	ASA865	-	B738

Total SEA Ops	1705
Total SEA Violations	22
<hr/>	
Total ASA Ops	970
Total ASA Violations	13

ASA represents 59% of all SEA violations through this corridor
 1% of all ASA south flow departures to the east were violations

Alaska Airlines October 2009

South flow – Arrivals from the west
0600 - 2200

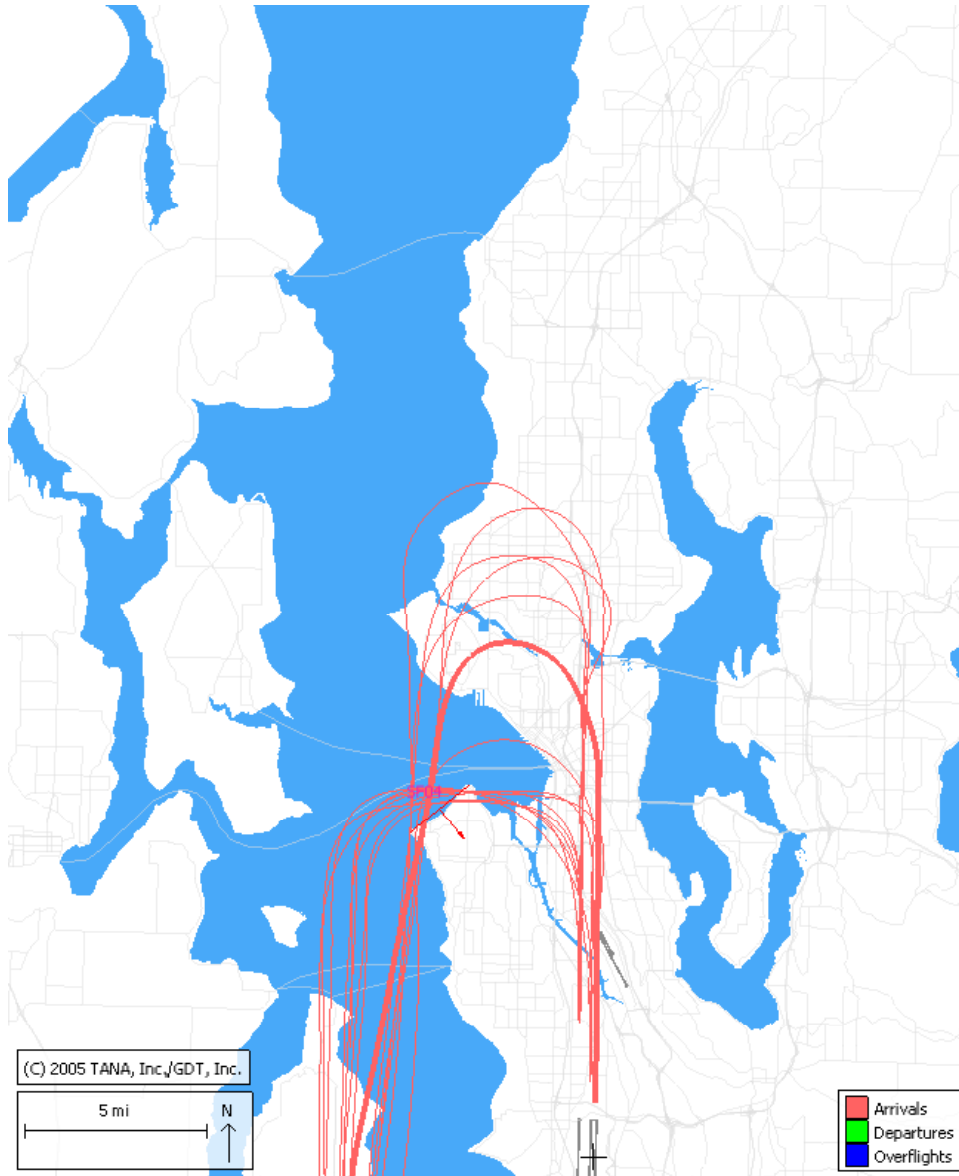


Actual Date/Time	Flight No	Tail No	Aircraft Type
10/26/2009 21:28	ASA19	-	B738
10/30/2009 15:03	ASA305	N794AS	B734
10/26/2009 21:52	ASA319	N562AS	B738
10/8/2009 11:24	ASA321	N625AS	B737
10/30/2009 14:55	ASA325	-	B738
10/30/2009 13:50	ASA341	N796AS	B734
10/24/2009 8:49	ASA371	N788AS	B734
10/14/2009 14:59	ASA459	-	B738
10/30/2009 14:53	ASA459	N565AS	B738
10/17/2009 15:01	ASA483	N558AS	B738
10/24/2009 15:28	ASA483	N558AS	B738
10/16/2009 17:11	ASA555	N306AS	B739
10/23/2009 13:20	ASA601	N315AS	B739
10/25/2009 20:23	ASA609	N320AS	B739
10/27/2009 9:43	ASA617	N320AS	B739
10/26/2009 19:27	ASA669	-	B738
10/30/2009 19:16	ASA673	-	B738
10/17/2009 6:39	ASA854	N577AS	B738
10/23/2009 6:44	ASA854	N559AS	B738
10/31/2009 6:24	ASA854	-	B738
10/16/2009 17:10	ASA860	N565AS	B738
10/30/2009 17:21	ASA860	N583AS	B738

Total SEA Ops	2811
Total SEA Violations	45
<hr/>	
Total ASA Ops	1660
Total ASA Violations	22

ASA represents 49 % of all SEA violations through this corridor
2 % of all ASA south flow arrivals from the west were violations

Southwest Airlines
 October 2009
 South flow – Arrivals from the west
 0600 - 2200



Actual Date/Time	Flight No	Tail No	Aircraft Type
10/27/2009 10:09	SWA1067	N610WN	B733
10/24/2009 21:16	SWA1379	N655WN	B733
10/12/2009 18:10	SWA1554	N205WN	B737
10/30/2009 15:36	SWA1714	N498WN	B737
10/16/2009 13:25	SWA1726	N706SW	B737
10/6/2009 17:22	SWA181	N226WN	B737
10/2/2009 10:06	SWA2030	N202WN	B737
10/19/2009 10:07	SWA2030	N798SW	B737
10/30/2009 15:21	SWA2196	N682SW	B733
10/31/2009 15:41	SWA3100	N665WN	B733
10/30/2009 12:37	SWA3419	N470WN	B737
10/29/2009 9:09	SWA3928	N492WN	B737
10/16/2009 10:03	SWA449	-	B737
10/30/2009 10:14	SWA449	-	B737
10/28/2009 20:33	SWA822	N417WN	B737

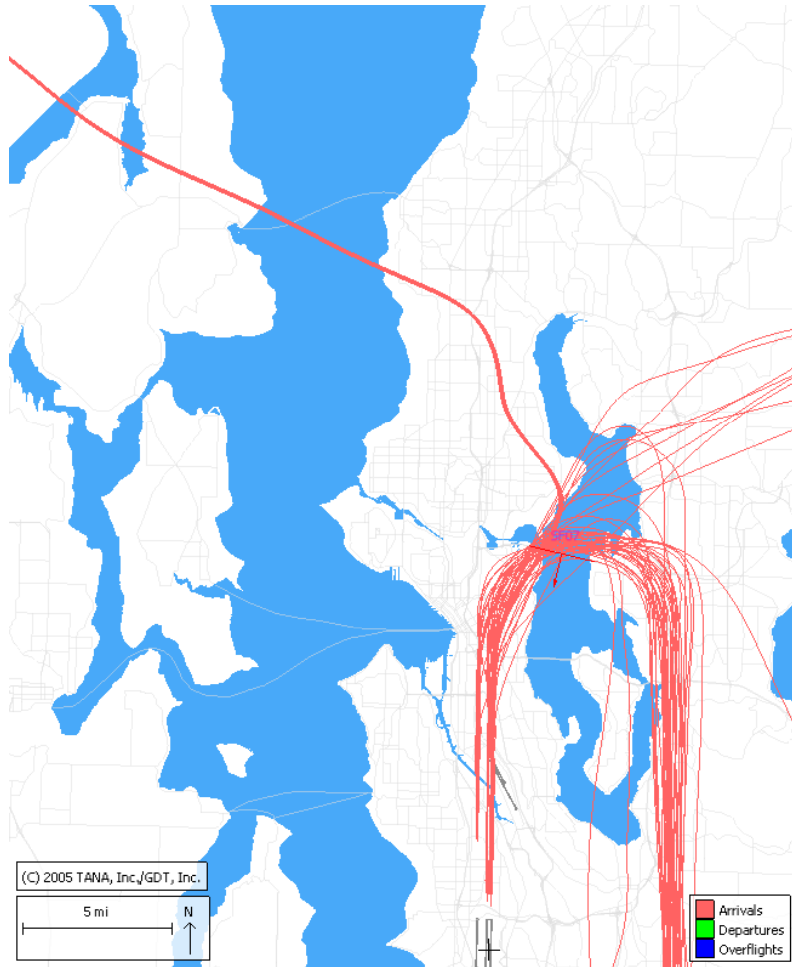
Total SEA Ops	2811
Total SEA Violations	45
<hr/>	
Total SWA Ops	359
Total SWA Violations	15

SWA represents 33 % of all SEA violations through this corridor
 4 % of all SWA south flow arrivals from the west were violations

Alaska Airlines

October 2009

South flow – Arrivals from the east 0600 - 2200



Total SEA Ops	2647
Total SEA Violations	213
<hr/>	
Total ASA Ops	596
Total ASA Violations	46

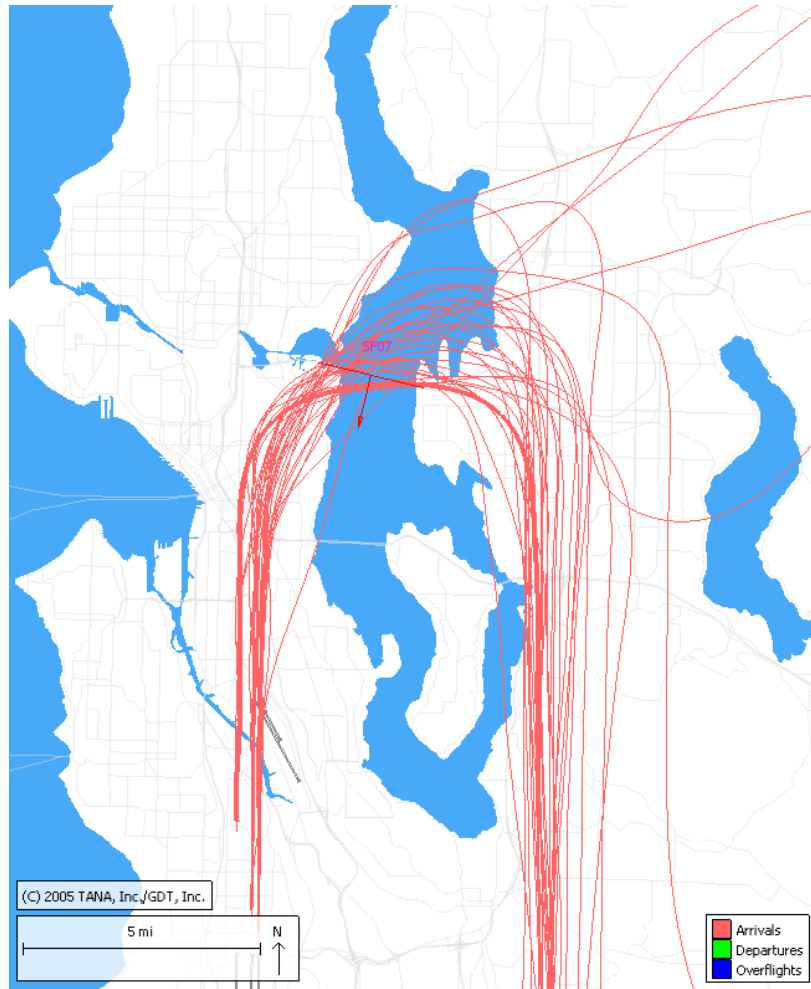
Actual Date/Time	Flight No	Tail No	Aircraft Type
10/21/2009 10:32	ASA1	-	B738
10/25/2009 10:08	ASA1	-	B738
10/31/2009 21:39	ASA15	N577AS	B738
10/12/2009 13:27	ASA17	-	B738
10/31/2009 21:52	ASA29	-	B738
10/1/2009 20:01	ASA3	N568AS	B738
10/19/2009 20:11	ASA3	-	B738
10/23/2009 18:35	ASA507	N613AS	B737
10/23/2009 16:52	ASA633	-	B738
10/24/2009 16:50	ASA633	-	B738
10/26/2009 16:34	ASA633	-	B738
10/6/2009 18:33	ASA635	N318AS	B739
10/16/2009 19:14	ASA635	N307AS	B739
10/21/2009 18:45	ASA635	N315AS	B739
10/24/2009 19:01	ASA635	N306AS	B739
10/18/2009 8:49	ASA641	-	B738
10/19/2009 13:36	ASA645	N548AS	B738
10/6/2009 20:04	ASA649	-	B738
10/17/2009 19:07	ASA649	N548AS	B738
10/24/2009 16:34	ASA661	-	B738
10/6/2009 21:11	ASA663	-	B738
10/15/2009 20:42	ASA663	N556AS	B738
10/19/2009 20:23	ASA663	-	B738
10/25/2009 9:25	ASA665	-	B738
10/18/2009 18:50	ASA669	-	B738
10/23/2009 19:06	ASA669	-	B738
10/8/2009 13:59	ASA671	-	B738
10/19/2009 13:46	ASA671	N565AS	B738
10/31/2009 13:33	ASA671	-	B738
10/18/2009 18:57	ASA673	N302AS	B739
10/19/2009 18:54	ASA673	N309AS	B739
10/20/2009 19:14	ASA673	-	B738
10/28/2009 19:08	ASA673	-	B738
10/15/2009 10:00	ASA677	-	B738
10/19/2009 9:29	ASA677	N552AS	B738
10/25/2009 9:48	ASA677	-	B738
10/27/2009 9:47	ASA677	-	B738
10/24/2009 14:32	ASA691	N577AS	B738
10/19/2009 20:20	ASA695	N792AS	B734
10/6/2009 7:47	ASA699	N563AS	B738
10/30/2009 7:49	ASA699	-	B738
10/12/2009 19:45	ASA731	N551AS	B738
10/18/2009 18:55	ASA731	-	B738
10/31/2009 19:03	ASA731	N623AS	B737
10/29/2009 20:33	ASA743	N553AS	B738
10/15/2009 12:48	ASA80	-	B738

ASA represents 22 % of all SEA violations through this corridor
8 % of all ASA south flow arrivals from the east were violations

Southwest Airlines

October 2009

South flow – Arrivals from the east
0600 - 2200

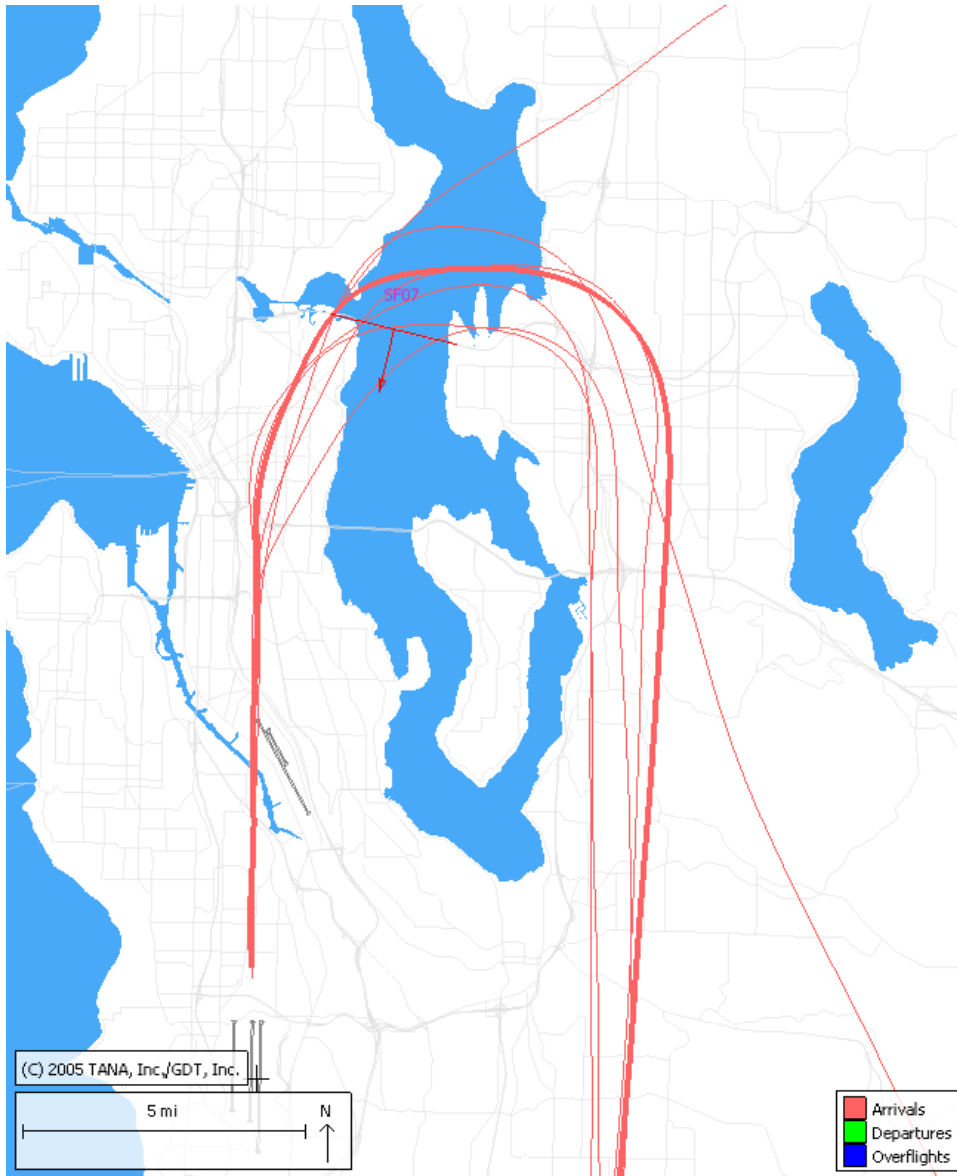


Total SEA Ops	2647
Total SEA Violations	213
<hr/>	
Total SWA Ops	377
Total SWA Violations	33

Actual Date/Time	Flight No	Tail No	Aircraft Type
10/24/2009 8:39	SWA1014	N211WN	B737
10/31/2009 8:35	SWA1014	N630WN	B733
10/15/2009 9:12	SWA1226	N370SW	B733
10/27/2009 8:51	SWA1226	N288WN	B737
10/31/2009 9:05	SWA1462	N613SW	B733
10/1/2009 14:20	SWA1499	N225WN	B737
10/18/2009 21:20	SWA155	N514SW	B735
10/22/2009 21:58	SWA155	N512SW	B735
10/17/2009 19:34	SWA1622	N405WN	B737
10/18/2009 18:45	SWA1745	N467WN	B737
10/19/2009 18:44	SWA1745	N244WN	B737
10/6/2009 19:29	SWA1794	N370SW	B733
10/12/2009 19:26	SWA1794	N625SW	B733
10/19/2009 20:13	SWA1794	N326SW	B733
10/21/2009 19:31	SWA1794	N348SW	B733
10/23/2009 19:52	SWA1931	N264LV	B737
10/17/2009 17:20	SWA2051	N413WN	B737
10/8/2009 10:01	SWA206	-	B737
10/21/2009 9:51	SWA206	N753SW	B737
10/27/2009 9:58	SWA206	-	B737
10/28/2009 10:02	SWA206	N743SW	B737
10/6/2009 18:37	SWA2088	-	B737
10/14/2009 14:56	SWA2540	-	B737
10/23/2009 15:24	SWA2540	N326SW	B733
10/25/2009 10:13	SWA3258	N658SW	B733
10/28/2009 14:03	SWA333	N332SW	B733
10/15/2009 12:43	SWA3514	N508SW	B735
10/15/2009 11:53	SWA3618	N717SA	B737
10/17/2009 20:11	SWA3620	N799SW	B737
10/1/2009 9:11	SWA3772	N302SW	B733
10/26/2009 16:57	SWA3804	N641SW	B733
10/24/2009 10:07	SWA64	N458WN	B737
10/19/2009 20:42	SWA662	N483WN	B737

- SWA represents 15 % of all SEA violations through this corridor
- 9 % of all SWA south flow arrivals from the east were violations

Continental Airlines
 October 2009
 South flow – Arrivals from the east
 2200 - 0600

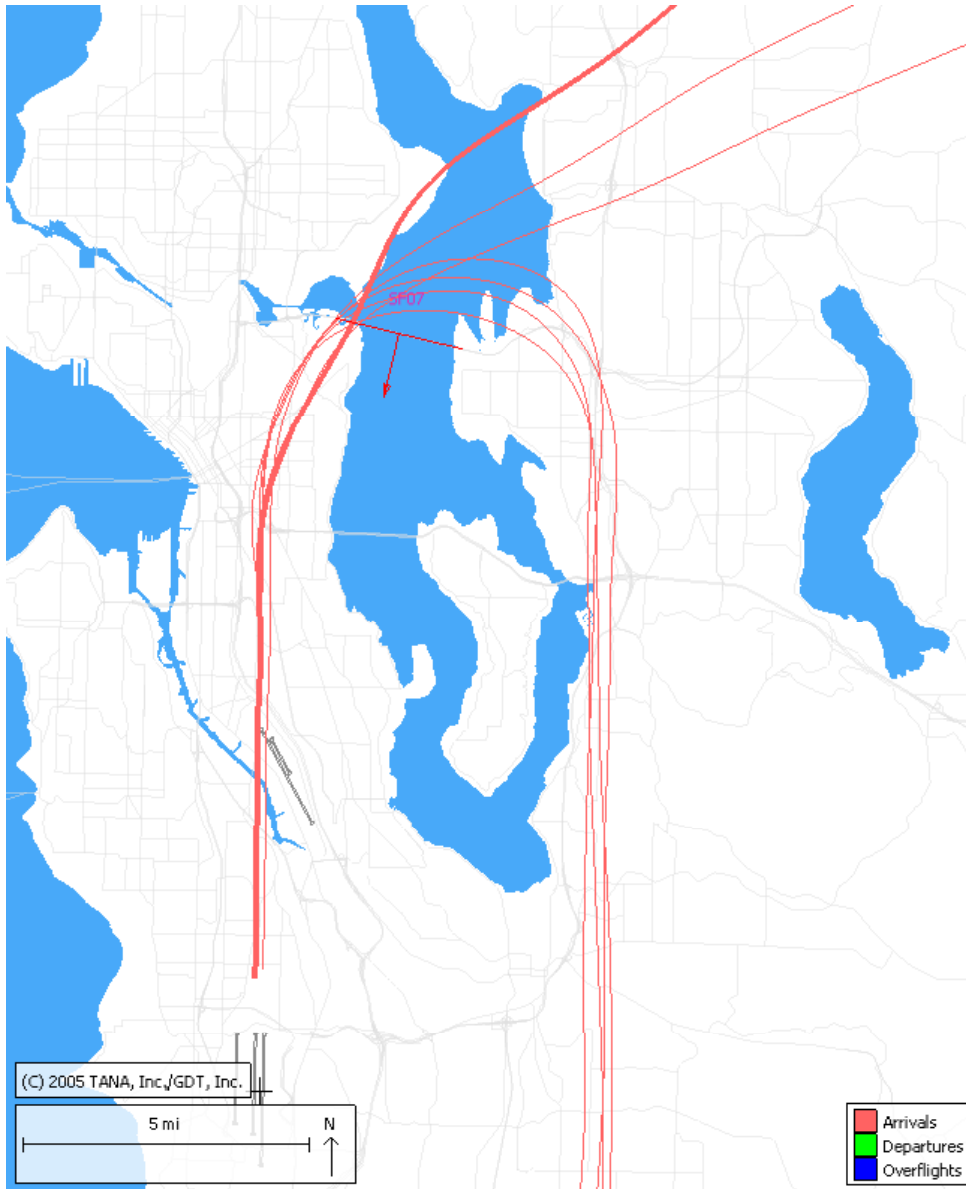


Actual Date/Time	Flight No	Tail No	Aircraft Type
10/19/2009 22:15	COA1881	N37290	B738
10/23/2009 22:36	COA1888	N24212	B738
10/6/2009 23:29	COA467	N12109	B752
10/12/2009 23:28	COA467	N14106	B752
10/19/2009 23:24	COA467	N67134	B752
10/27/2009 0:04	COA467	N21108	B752
10/30/2009 0:24	COA467	N14107	B752

Total SEA Ops	382
Total SEA Violations	51
<hr/>	
Total COA Ops	35
Total COA Violations	7

COA represents 14% of all SEA violations through this corridor
 20% of all COA south flow arrivals from the east were violations

Federal Express
 October 2009
 South flow – Arrivals from the east
 2200 - 0600

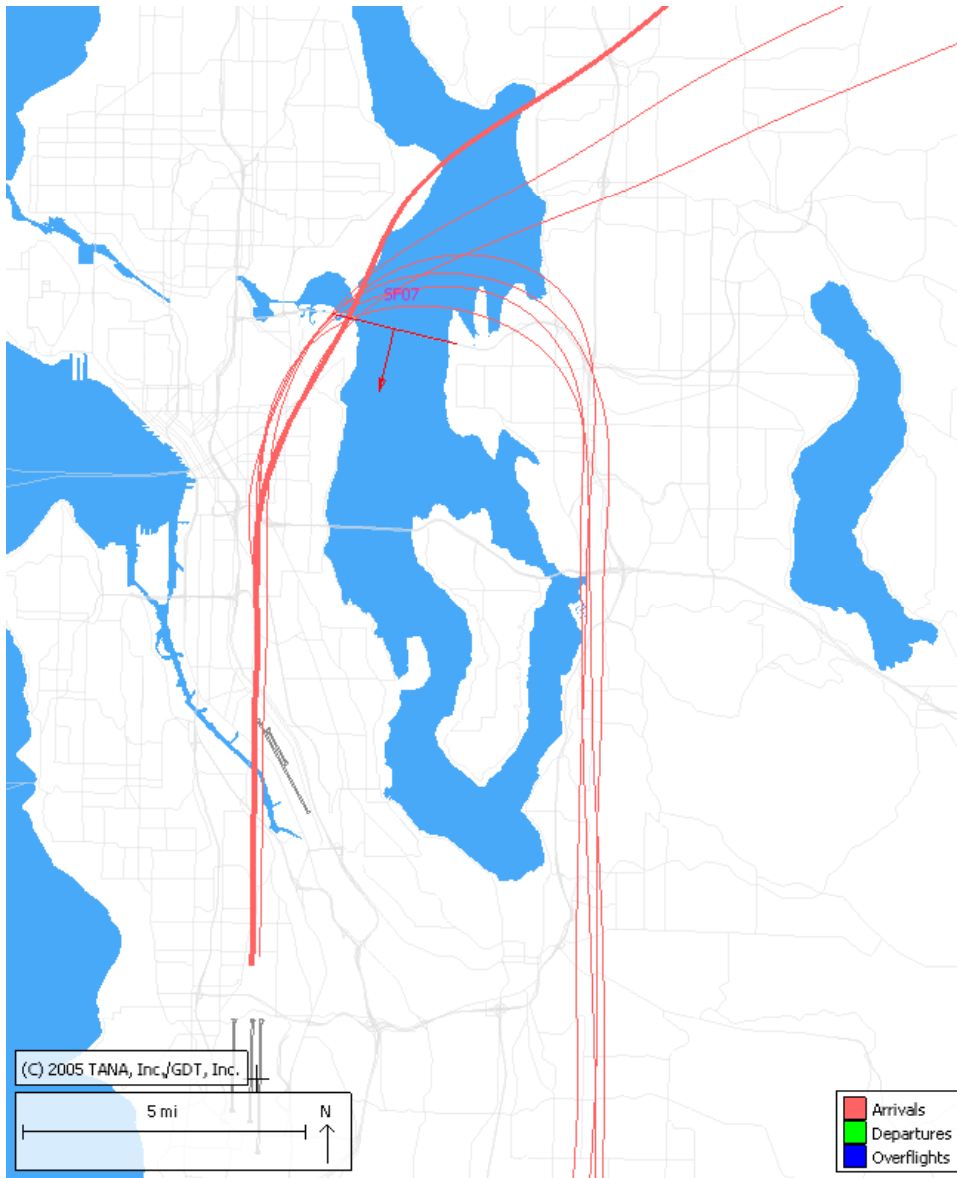


Actual Date/Time	Flight No	Tail No	Aircraft Type
10/6/2009 5:43	FDX1423	N307FE	DC10
10/15/2009 5:57	FDX1423	N304FE	DC10
10/22/2009 5:45	FDX1423	N306FE	DC10
10/27/2009 5:24	FDX1423	N303FE	DC10
10/7/2009 5:06	FDX1717	N664FE	A306
10/8/2009 5:16	FDX1717	N657FE	A306
10/23/2009 5:35	FDX1717	N730FD	A300

Total SEA Ops	382
Total SEA Violations	51
<hr/>	
Total FDX Ops	30
Total FDX Violations	7

FDX represents 14% of all SEA violations through this corridor
 23% of all FDX south flow arrivals from the east were violations

Southwest Airlines
 October 2009
 South flow – Arrivals from the east
 2200 - 0600

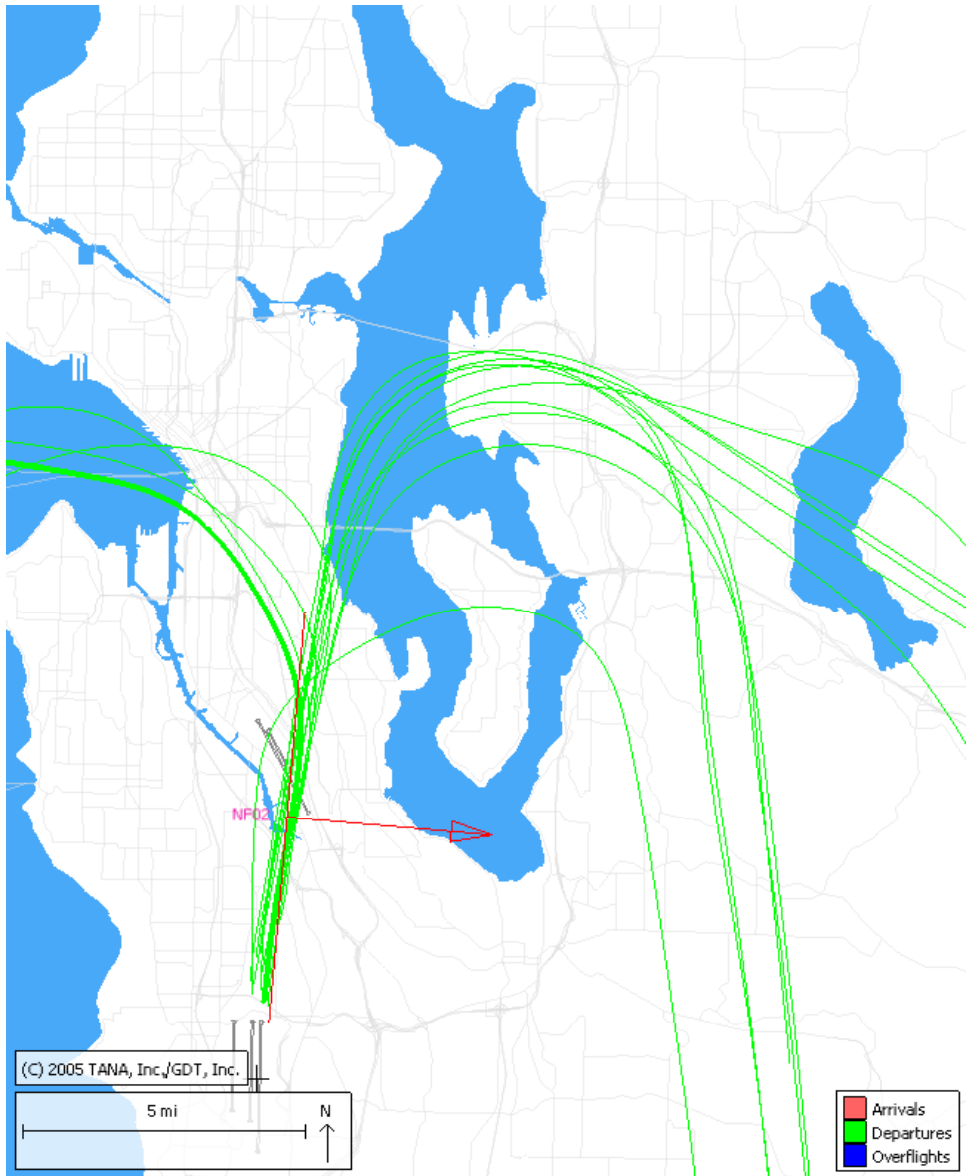


Actual Date/Time	Flight No	Tail No	Aircraft Type
10/6/2009 5:43	FDX1423	N307FE	DC10
10/15/2009 5:57	FDX1423	N304FE	DC10
10/22/2009 5:45	FDX1423	N306FE	DC10
10/27/2009 5:24	FDX1423	N303FE	DC10
10/7/2009 5:06	FDX1717	N664FE	A306
10/8/2009 5:16	FDX1717	N657FE	A306
10/23/2009 5:35	FDX1717	N730FD	A300

Total SEA Ops	382
Total SEA Violations	51
<hr/>	
Total SWA Ops	27
Total SWA Violations	7

SWA represents 14% of all SEA violations through this corridor
 26% of all SWA south flow arrivals from the east were violations

Alaska Airlines
 October 2009
 North flow – Departures to the east
 0600 - 2200

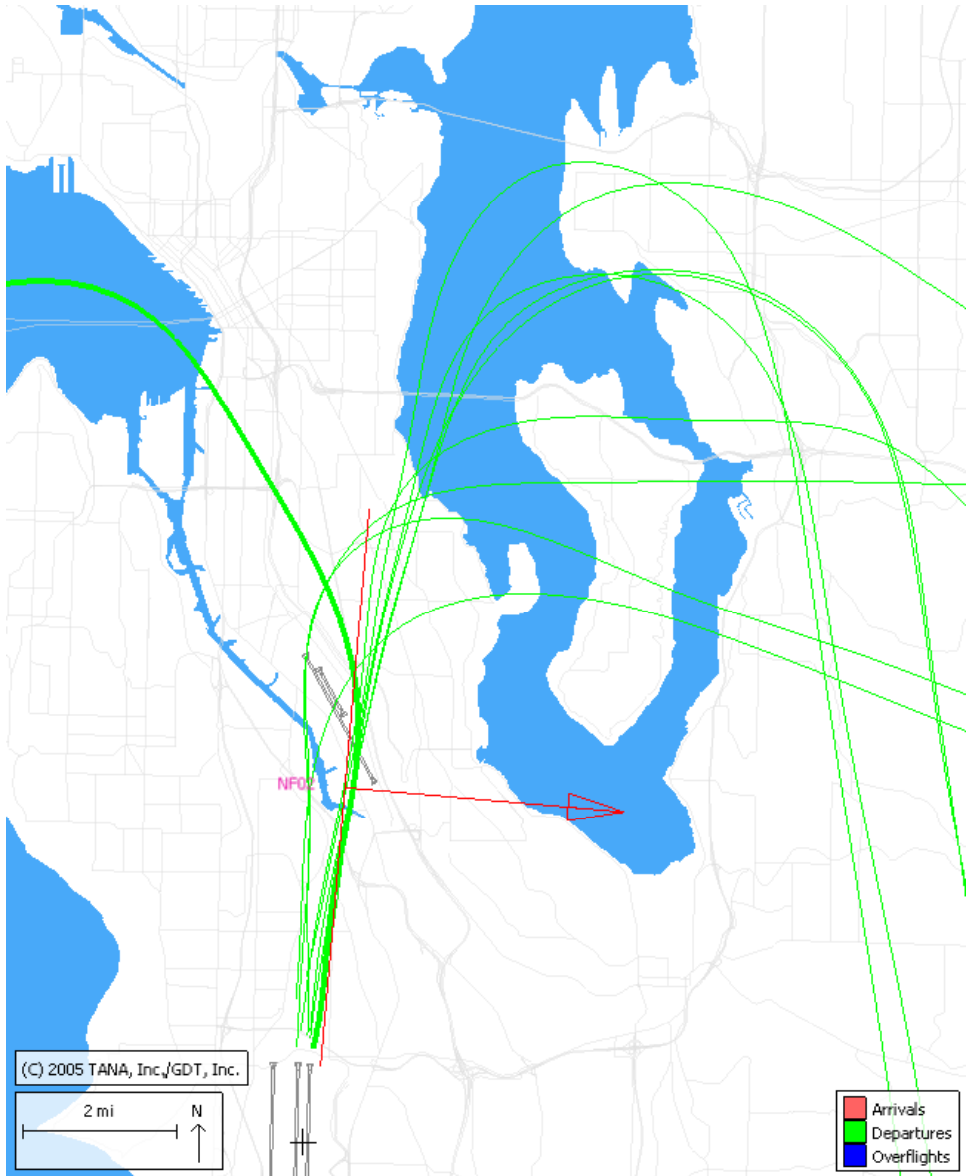


Actual Date/Time	Flight No	Tail No	Aircraft Type
10/3/2009 9:22	ASA12	-	B738
10/3/2009 9:42	ASA324	N563AS	B738
10/26/2009 9:54	ASA350	N767AS	B734
10/26/2009 10:17	ASA362	N794AS	B734
10/26/2009 10:36	ASA460	-	B738
10/3/2009 9:23	ASA480	N778AS	B734
10/3/2009 9:31	ASA602	N303AS	B739
10/26/2009 10:32	ASA630	-	B738
10/2/2009 12:10	ASA662	-	B738
10/26/2009 10:39	ASA668	-	B738
10/3/2009 9:33	ASA730	N581AS	B738
10/26/2009 10:45	ASA75	N569AS	B738
10/3/2009 9:29	ASA8	N577AS	B738
10/26/2009 9:46	ASA8	N570AS	B738
10/26/2009 10:27	ASA87	-	B738

Total SEA Ops	1493
Total SEA Violations	42
<hr/>	
Total ASA Ops	583
Total ASA Violations	17

ASA represents 40 % of all SEA violations through this corridor
 3 % of all ASA north flow departures to the east were violations

Southwest Airlines
 October 2009
 North flow – Departures to the east
 0600 - 2200



Actual Date/Time	Flight No	Tail No	Aircraft Type
10/26/2009 9:59	SWA125	N265WN	B737
10/3/2009 9:58	SWA1518	N648SW	B733
10/26/2009 10:38	SWA1722	N710SW	B737
10/5/2009 11:50	SWA2534	N413WN	B737
10/9/2009 11:58	SWA2534	N253WN	B737
10/26/2009 10:51	SWA293	N207WN	B737
10/3/2009 9:35	SWA3106	N795SW	B737
10/5/2009 11:39	SWA3380	N227WN	B737
10/26/2009 9:56	SWA3859	N368SW	B733
10/26/2009 10:03	SWA903	N750SA	B737

Total SEA Ops	1493
Total SEA Violations	42
<hr/>	
Total SWA Ops	223
Total SWA Violations	11

SWA represents 26 % of all SEA violations through this corridor
 5 % of all SWA north flow departures to the east were violations