

## Monthly Totals & Trends

**347**

Distinct Households

**17,260**

Comments

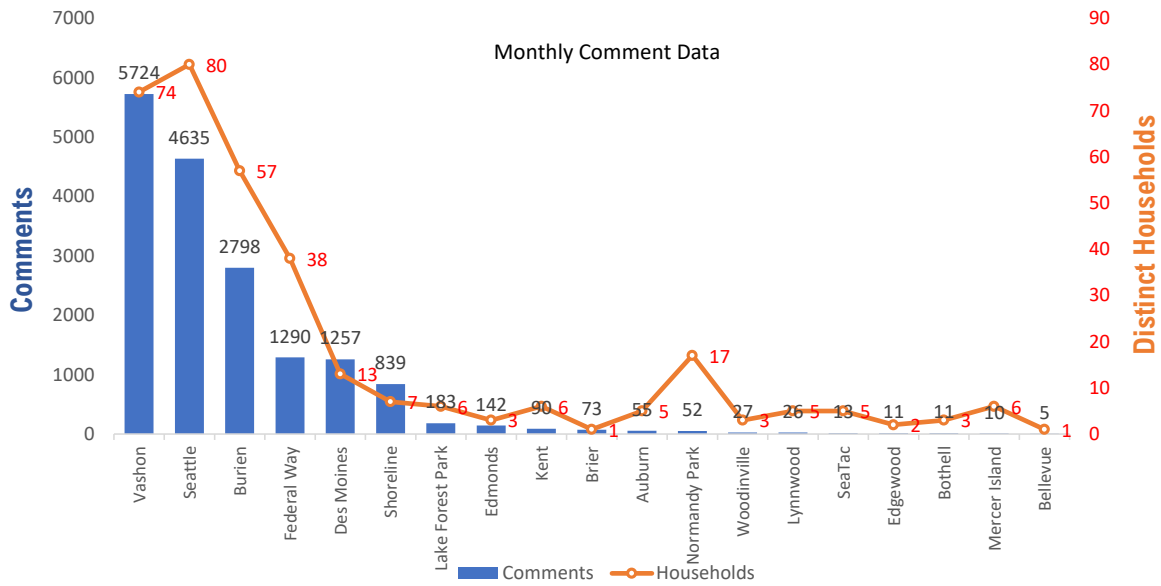
**197,268**

Comments YTD

**955**

Distinct Households YTD

## Monthly Totals & Trends: By City



CITY	COMMENTS	DISTINCT HOUSEHOLDS	AVG COMMENTS/ HOUSEHOLD
Vashon	5,724	74	77
Seattle	4,635	80	58
Burien	2,798	57	49
Federal Way	1,290	38	34
Des Moines	1,257	13	97
Shoreline	839	7	120
Lake Forest Park	183	6	31
Edmonds	142	3	47
Kent	90	6	15
Brier	73	1	73
Auburn	55	5	11
Normandy Park	52	17	3
Woodinville	27	3	9
Lynnwood	26	5	5
SeaTac	13	5	3
Edgewood	11	2	6
Bothell	11	3	4
Mercer Island	10	6	2
Bellevue	5	1	5
Issaquah	5	1	5
OTHER	14	14	1
<b>Totals</b>	<b>17,260</b>	<b>347</b>	<b>50</b>

## Monthly Totals & Trends

**347**

Distinct Households

**17,260**

Comments

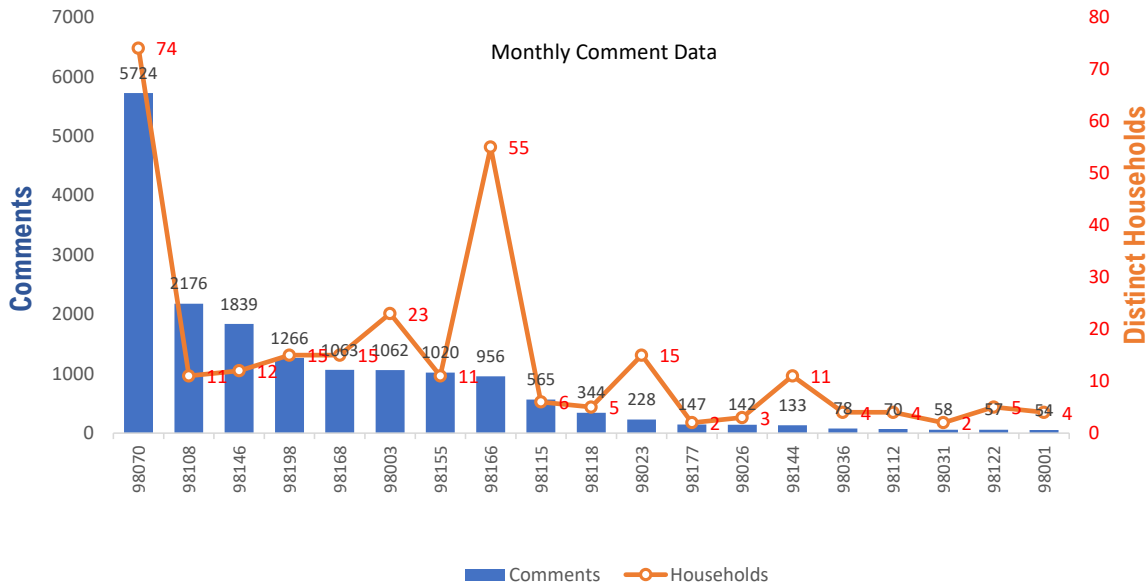
**197,268**

Comments YTD

**955**

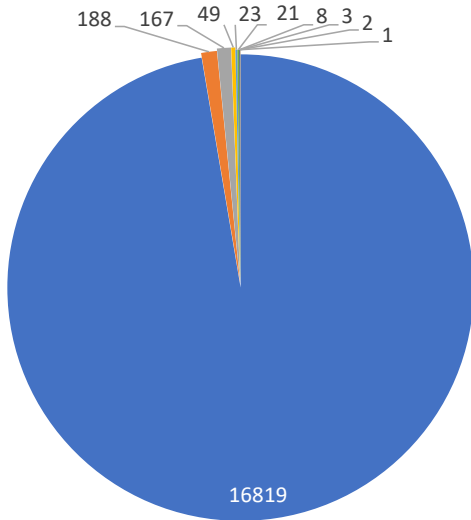
Distinct Households YTD

## Monthly Totals & Trends: By Zip Code



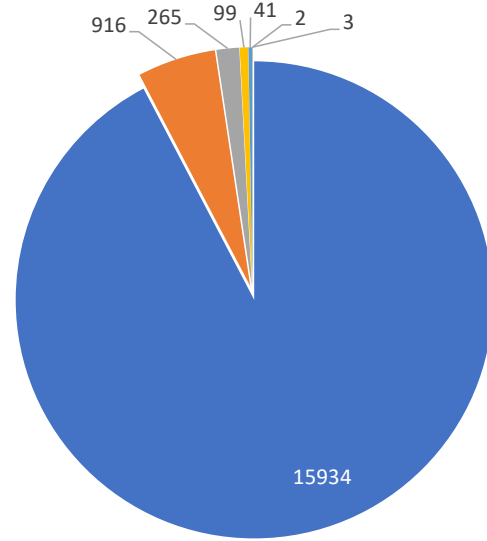
ZIP CODE	COMMENTS	DISTINCT HOUSEHOLDS	AVG COMMENTS/ HOUSEHOLD
98070	5,724	74	77
98198	1,266	15	84
98003	1,062	23	46
98108	2,176	11	198
98146	1,839	12	153
98118	344	5	69
98155	1,020	11	93
98166	956	55	17
98168	1,063	15	71
98115	565	6	94
98023	228	15	15
98125	51	8	6
98144	133	11	12
98122	57	5	11
98112	70	4	18
98177	147	2	74
98001	54	4	14
98026	142	3	47
98036	78	4	20
98031	58	2	29
OTHER	227	62	4
<b>Totals</b>	<b>17,260</b>	<b>347</b>	<b>50</b>

## Comment Breakdown: Types & Filing Method



- Noise Annoyance
- Increase in Flight / Noise
- Aircraft deviations
- Greener Skies
- Other
- Aircraft too low
- Unspecified
- Request Sound Insulation Info
- Fuel Smell / Air Quality
- Flight Track Map Request

COMMENT TYPE	COMMENTS
Noise Annoyance	16819
Aircraft too low	188
Increase in Flight / Noise	167
Unspecified	49
Aircraft deviations	23
Request Sound Insulation Info	21
Greener Skies	8
Fuel Smell / Air Quality	3
Other	2
Flight Track Map Request	1



- Web App
- Mobile
- Webform
- Hotline
- MobileVue
- Manual
- Email

	METHOD RECEIVED	COUNT
Web App	Third party web application	15934
Mobile	PlaneNoise mobile application	916
Webform	Comment submitted via Port of Seattle website	265
Hotline	Voicemail message via phone system	99
MobileVue	Received via PublicVue mobile app from cell phone	41
Manual	Other	3
Email	Email sent to Noise Programs Office/Staff	2

**347**

Distinct Households

**17,260**

Comments

**197,268**

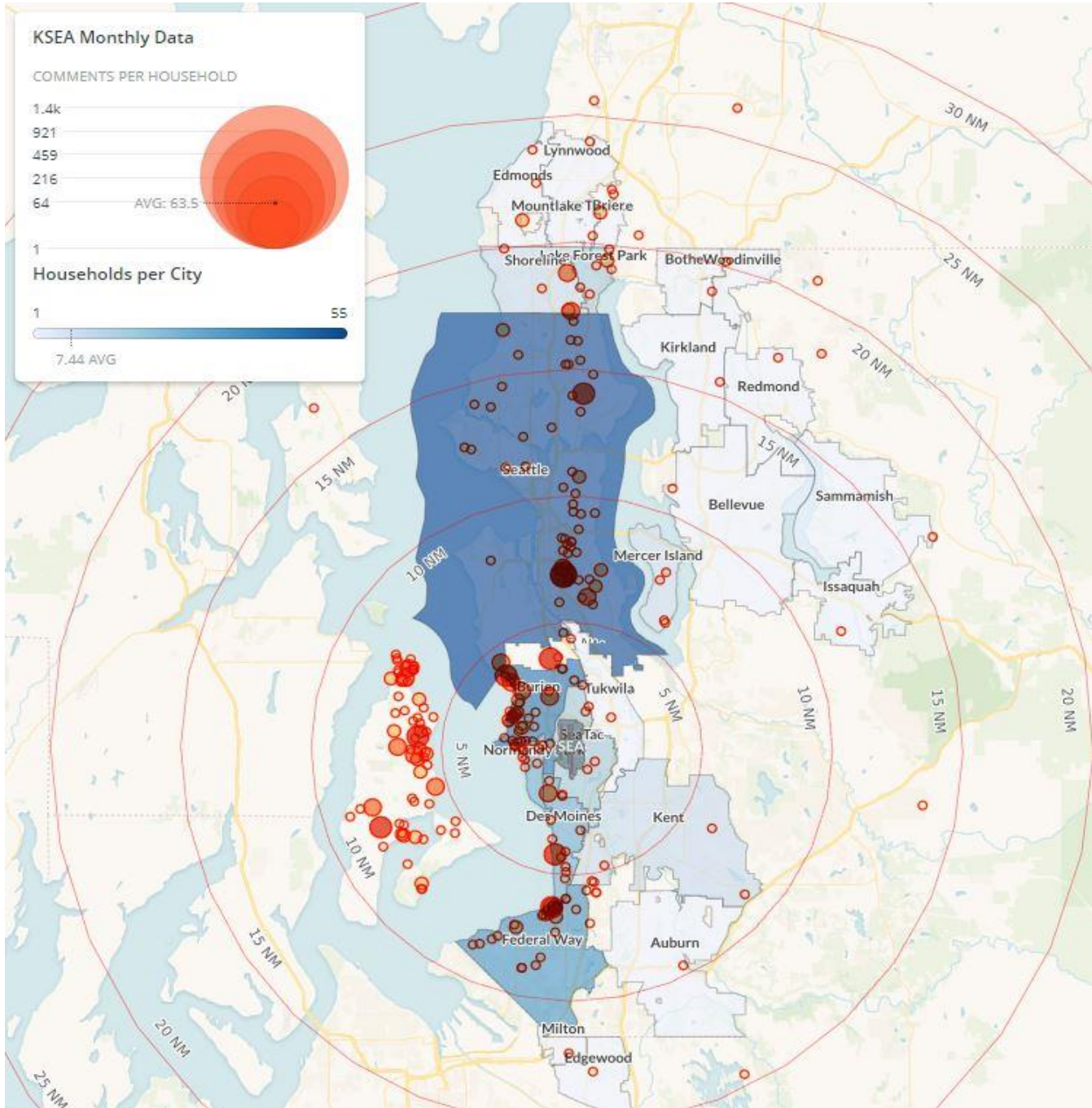
Comments YTD

**955**

Distinct Households YTD

## Noise Comment Map: By City

NOTES: Noise comments from households submitted without valid address information are not depicted on the map.





**347**

Distinct Households

**17,260**

Comments

**197,268**

Comments YTD

**955**

Distinct Households YTD

## Noise Comment Map: By Zip Code

NOTES: Noise comments from households submitted without valid address information are not depicted on the map.

