

Monthly Totals & Trends

261

Distinct Households

19,018

Comments

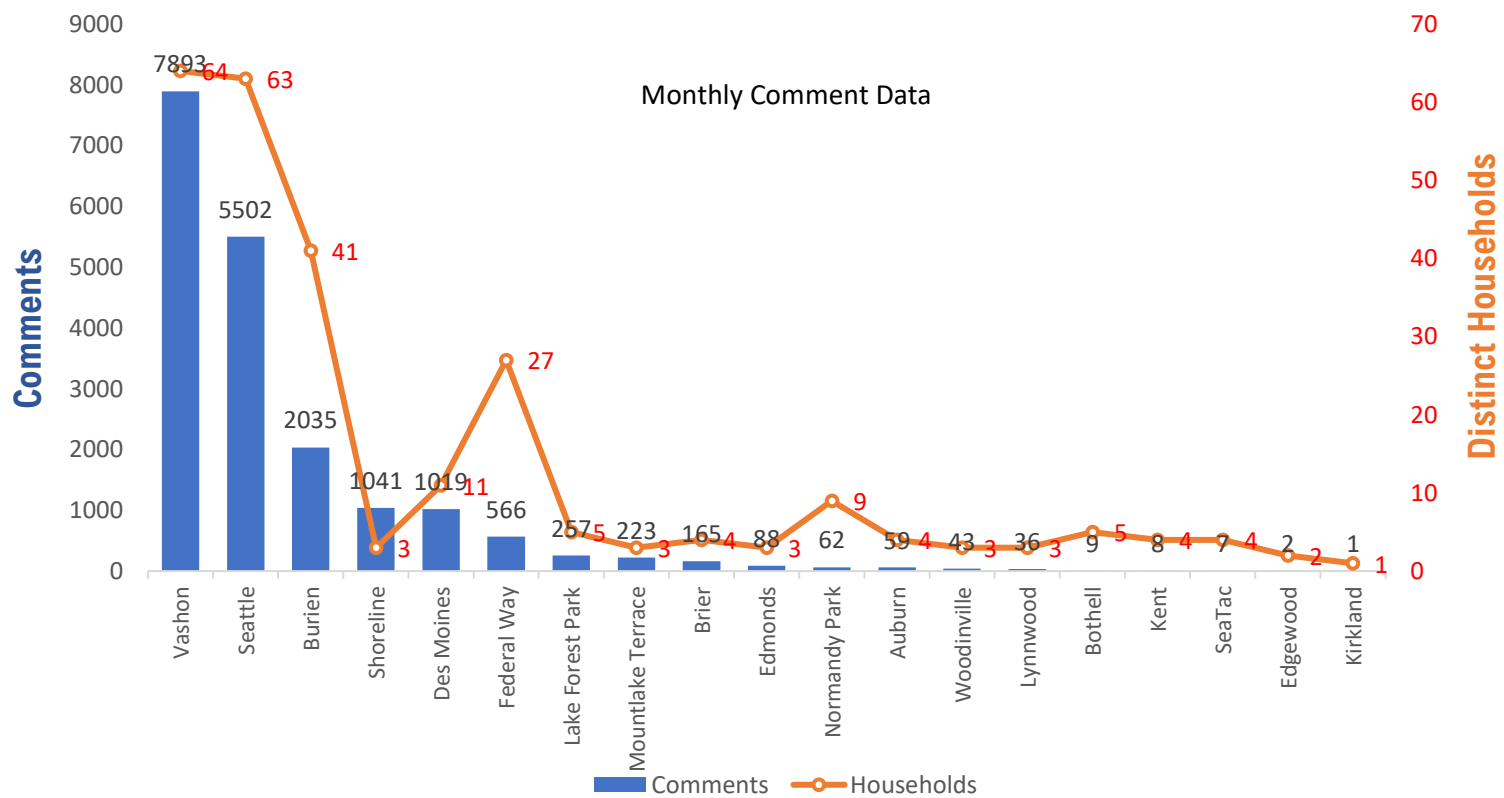
233,864

Comments YTD

1,021

Distinct Households YTD

Monthly Totals & Trends: By City



| CITY | COMMENTS | DISTINCT HOUSEHOLDS | AVG COMMENTS/HOUSEHOLD |
|-------------------|---------------|---------------------|------------------------|
| Vashon | 7,893 | 64 | 123 |
| Seattle | 5,502 | 63 | 87 |
| Burien | 2,035 | 41 | 50 |
| Shoreline | 1,041 | 3 | 347 |
| Des Moines | 1,019 | 11 | 93 |
| Federal Way | 566 | 27 | 21 |
| Lake Forest Park | 257 | 5 | 51 |
| Mountlake Terrace | 223 | 3 | 74 |
| Brier | 165 | 4 | 41 |
| Edmonds | 88 | 3 | 29 |
| Normandy Park | 62 | 9 | 7 |
| Auburn | 59 | 4 | 15 |
| Woodinville | 43 | 3 | 14 |
| Lynnwood | 36 | 3 | 12 |
| Bothell | 9 | 5 | 2 |
| Kent | 8 | 4 | 2 |
| SeaTac | 7 | 4 | 2 |
| Edgewood | 2 | 2 | 1 |
| Cle Elum | 1 | 1 | 1 |
| Kirkland | 1 | 1 | 1 |
| OTHER | 1 | 1 | 1 |
| Totals | 19,018 | 261 | 73 |

Monthly Totals & Trends

261

Distinct Households

19,018

Comments

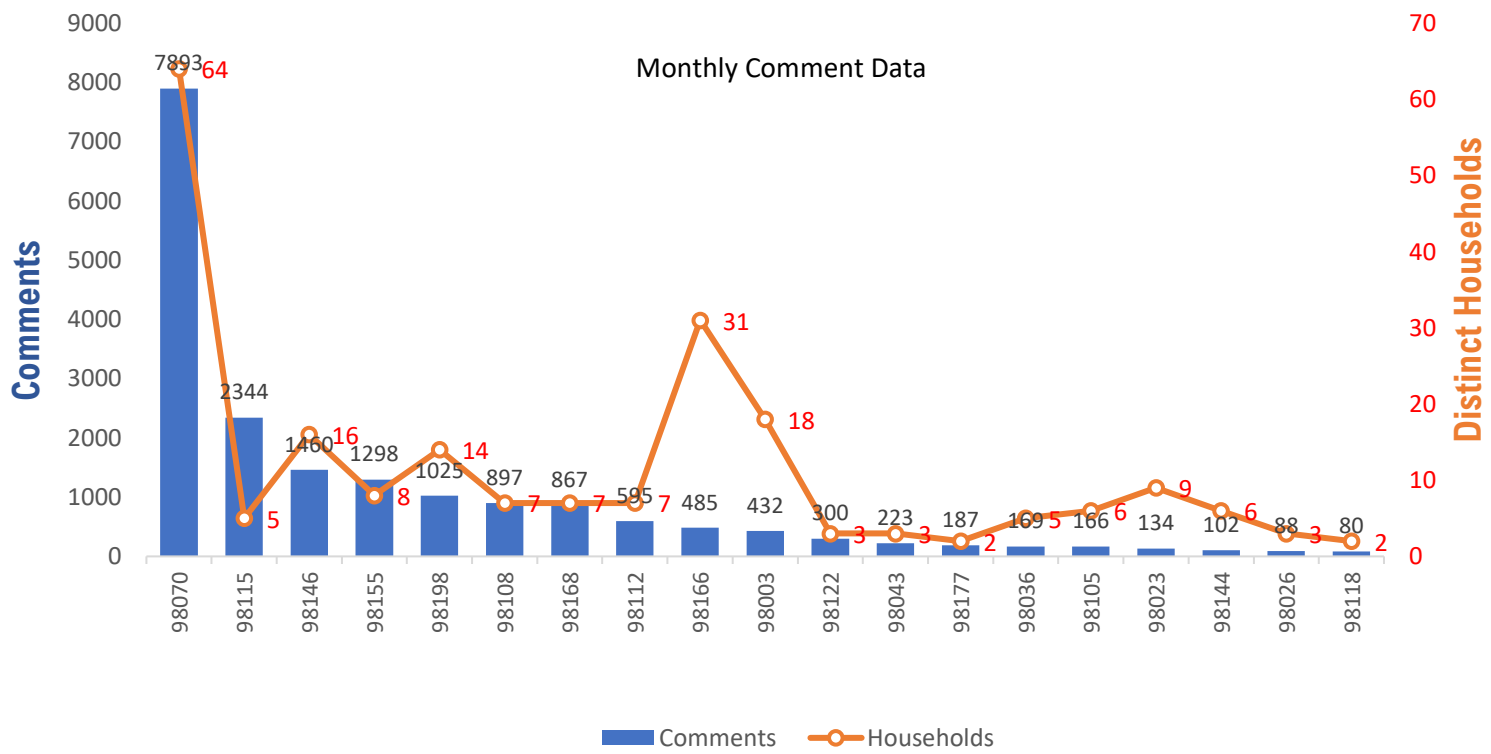
233,864

Comments YTD

1,021

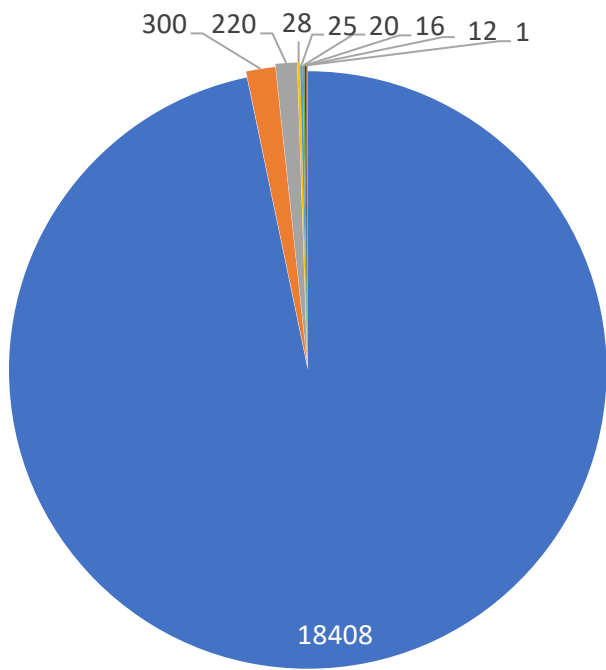
Distinct Households YTD

Monthly Totals & Trends: By Zip Code



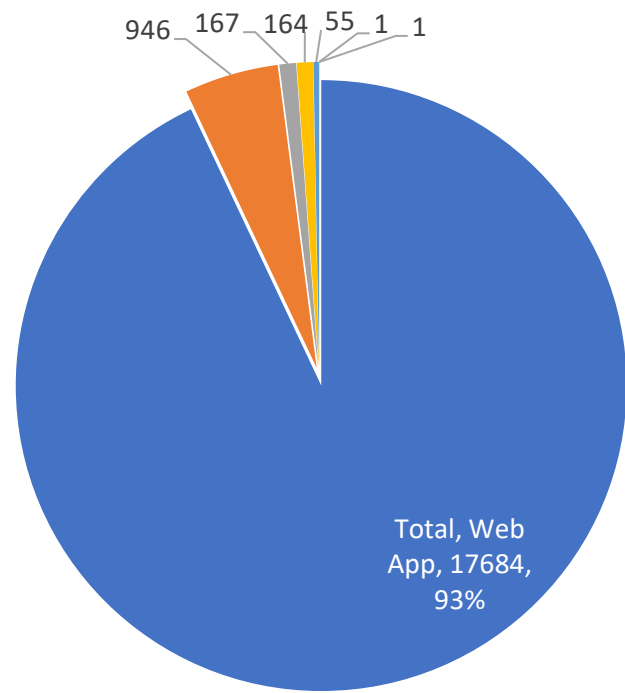
| ZIP CODE | COMMENTS | DISTINCT HOUSEHOLDS | AVG COMMENTS/HOUSEHOLD |
|---------------|---------------|---------------------|------------------------|
| 98070 | 7,893 | 64 | 123 |
| 98115 | 2,344 | 5 | 469 |
| 98146 | 1,460 | 16 | 91 |
| 98155 | 1,298 | 8 | 162 |
| 98198 | 1,025 | 14 | 73 |
| 98108 | 897 | 7 | 128 |
| 98168 | 867 | 7 | 124 |
| 98112 | 595 | 7 | 85 |
| 98166 | 485 | 31 | 16 |
| 98003 | 432 | 18 | 24 |
| 98122 | 300 | 3 | 100 |
| 98043 | 223 | 3 | 74 |
| 98177 | 187 | 2 | 94 |
| 98036 | 169 | 5 | 34 |
| 98105 | 166 | 6 | 28 |
| 98023 | 134 | 9 | 15 |
| 98144 | 102 | 6 | 17 |
| 98026 | 88 | 3 | 29 |
| 98118 | 80 | 2 | 40 |
| 98001 | 59 | 4 | 15 |
| OTHER | 214 | 41 | 5 |
| Totals | 19,018 | 261 | 73 |

Comment Breakdown: Types & Filing Method



- Noise Annoyance
- Aircraft too low
- Aircraft deviations
- Greener Skies
- Insulation Issue
- Increase in Flight / Noise
- Unspecified
- Other
- Request Sound Insulation Info

| COMMENT TYPE | COMMENTS |
|-------------------------------|----------|
| Noise Annoyance | 18408 |
| Increase in Flight / Noise | 300 |
| Aircraft too low | 220 |
| Unspecified | 28 |
| Aircraft deviations | 25 |
| Other | 20 |
| Greener Skies | 16 |
| Request Sound Insulation Info | 12 |
| Insulation Issue | 1 |



- Web App
- Mobile
- Webform
- MobileVue
- Hotline
- Email
- PublicVue

| | METHOD RECEIVED | COUNT |
|-----------|---|-------|
| Web App | Third party web application | 17684 |
| Mobile | PlaneNoise mobile application | 946 |
| Webform | Comment submitted via Port of Seattle website | 167 |
| MobileVue | Received via PublicVue mobile app from cell phone | 164 |
| Hotline | Voicemail message via phone system | 55 |
| Email | Email sent to Noise Programs Office/Staff | 1 |
| PublicVue | Received via PublicVue flight tracking website | 1 |

261

Distinct Households

19,018

Comments

233,864

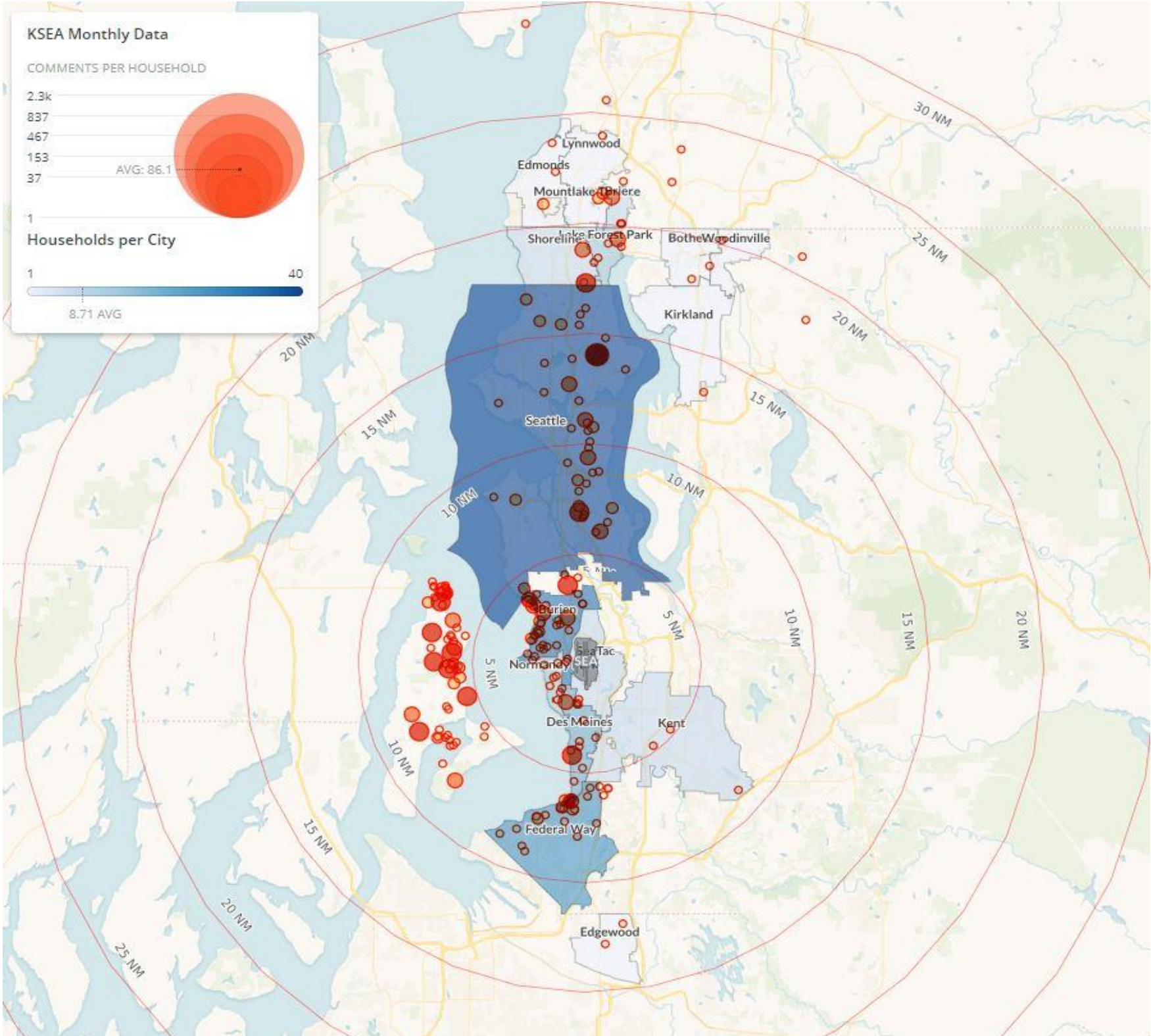
Comments YTD

1,021

Distinct Households YTD

Noise Comment Map: By City

NOTES: Noise comments from households submitted without valid address information are not depicted on the map.



261

Distinct Households

19,018

Comments

233,864

Comments YTD

1,021

Distinct Households YTD

Noise Comment Map: By Zip Code

NOTES: Noise comments from households submitted without valid address information are not depicted on the map.

