

Monthly Totals & Trends

335

Distinct Households

26,610

Comments

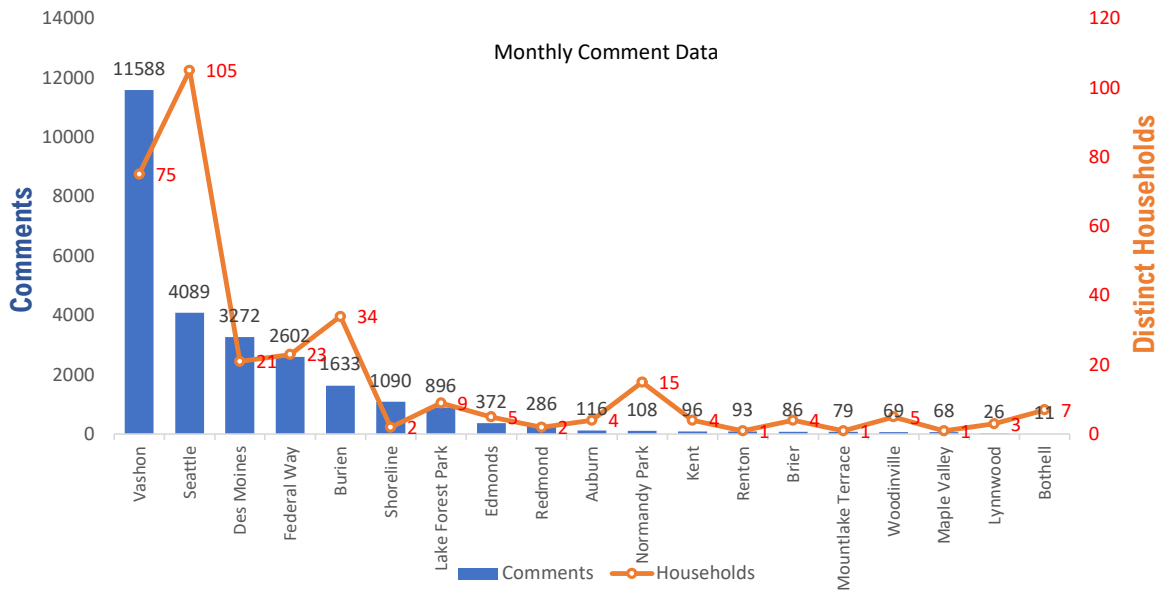
62,764

Comments YTD

453

Distinct Households YTD

Monthly Totals & Trends: By City



| CITY | COMMENTS | DISTINCT HOUSEHOLDS | AVG COMMENTS/ HOUSEHOLD |
|-------------------|---------------|---------------------|-------------------------|
| Vashon | 11,588 | 75 | 155 |
| Seattle | 4,089 | 105 | 39 |
| Des Moines | 3,272 | 21 | 156 |
| Federal Way | 2,602 | 23 | 113 |
| Burien | 1,633 | 34 | 48 |
| Shoreline | 1,090 | 2 | 545 |
| Lake Forest Park | 896 | 9 | 100 |
| Edmonds | 372 | 5 | 74 |
| Redmond | 286 | 2 | 143 |
| Auburn | 116 | 4 | 29 |
| Normandy Park | 108 | 15 | 7 |
| Kent | 96 | 4 | 24 |
| Renton | 93 | 1 | 93 |
| Brier | 86 | 4 | 22 |
| Mountlake Terrace | 79 | 1 | 79 |
| Woodinville | 69 | 5 | 14 |
| Maple Valley | 68 | 1 | 68 |
| Lynnwood | 26 | 3 | 9 |
| Bothell | 11 | 7 | 2 |
| Kirkland | 10 | 1 | 10 |
| OTHER | 20 | 13 | 2 |
| Totals | 26,610 | 335 | 79.4 |

Monthly Totals & Trends

335

Distinct Households

26,610

Comments

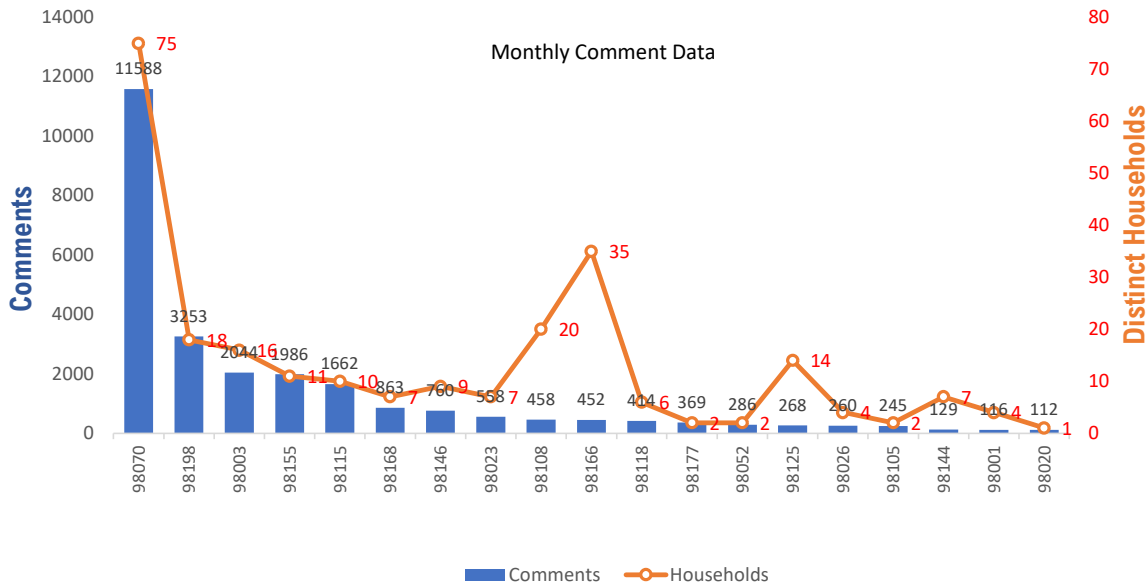
62,764

Comments YTD

453

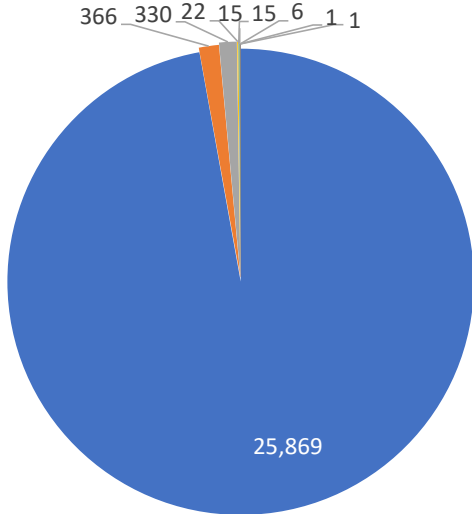
Distinct Households YTD

Monthly Totals & Trends: By Zip Code



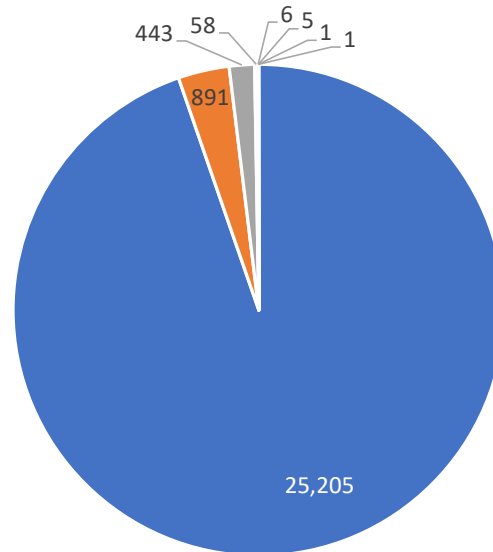
| ZIP CODE | COMMENTS | DISTINCT HOUSEHOLDS | AVG COMMENTS/ HOUSEHOLD |
|---------------|---------------|---------------------|-------------------------|
| 98070 | 11,588 | 75 | 155 |
| 98198 | 3,253 | 18 | 181 |
| 98003 | 2,044 | 16 | 128 |
| 98108 | 458 | 20 | 23 |
| 98146 | 760 | 9 | 84 |
| 98118 | 414 | 6 | 69 |
| 98155 | 1,986 | 11 | 181 |
| 98166 | 452 | 35 | 13 |
| 98168 | 863 | 7 | 123 |
| 98115 | 1,662 | 10 | 166 |
| 98023 | 558 | 7 | 80 |
| 98125 | 268 | 14 | 19 |
| 98144 | 129 | 7 | 18 |
| 98177 | 369 | 2 | 185 |
| 98001 | 116 | 4 | 29 |
| 98026 | 260 | 4 | 65 |
| 98052 | 286 | 2 | 143 |
| 98105 | 245 | 2 | 123 |
| 98020 | 112 | 1 | 112 |
| 98055 | 93 | 1 | 93 |
| OTHER | 694 | 84 | 8 |
| Totals | 26,610 | 335 | 79.4 |

Comment Breakdown: Types & Filing Method



- Noise Annoyance
- Aircraft too low
- Aircraft deviations
- Other
- Fuel Smell / Air Quality
- Increase in Flight / Noise
- Unspecified
- Request Sound Insulation Info

| COMMENT TYPE | COMMENTS |
|-------------------------------|----------|
| Noise Annoyance | 25869 |
| Increase in Flight / Noise | 366 |
| Aircraft too low | 330 |
| Unspecified | 22 |
| Aircraft deviations | 15 |
| Request Sound Insulation Info | 15 |
| Other | 6 |
| | 1 |
| Fuel Smell / Air Quality | 1 |



- Web App
- Hotline
- MobileVue
- Mobile
- Email
- PublicVue
- Webform
- Live Call

| | METHOD RECEIVED | COUNT |
|-----------|--|-------|
| Web App | Third party web application | 25205 |
| Mobile | PlaneNoise mobile application | 891 |
| Webform | Comment submitted via Port of Seattle website | 443 |
| Hotline | Voicemail message via phone system | 58 |
| Email | Email sent to Noise Programs Office/Seattle-Tacoma International Airport | 6 |
| Live Call | Live call into Noise Office | 5 |
| MobileVue | Received via PublicVue mobile app from mobile phone | 1 |
| PublicVue | Received via PublicVue flight tracking | 1 |

335

Distinct Households

26,610

Comments

62,764

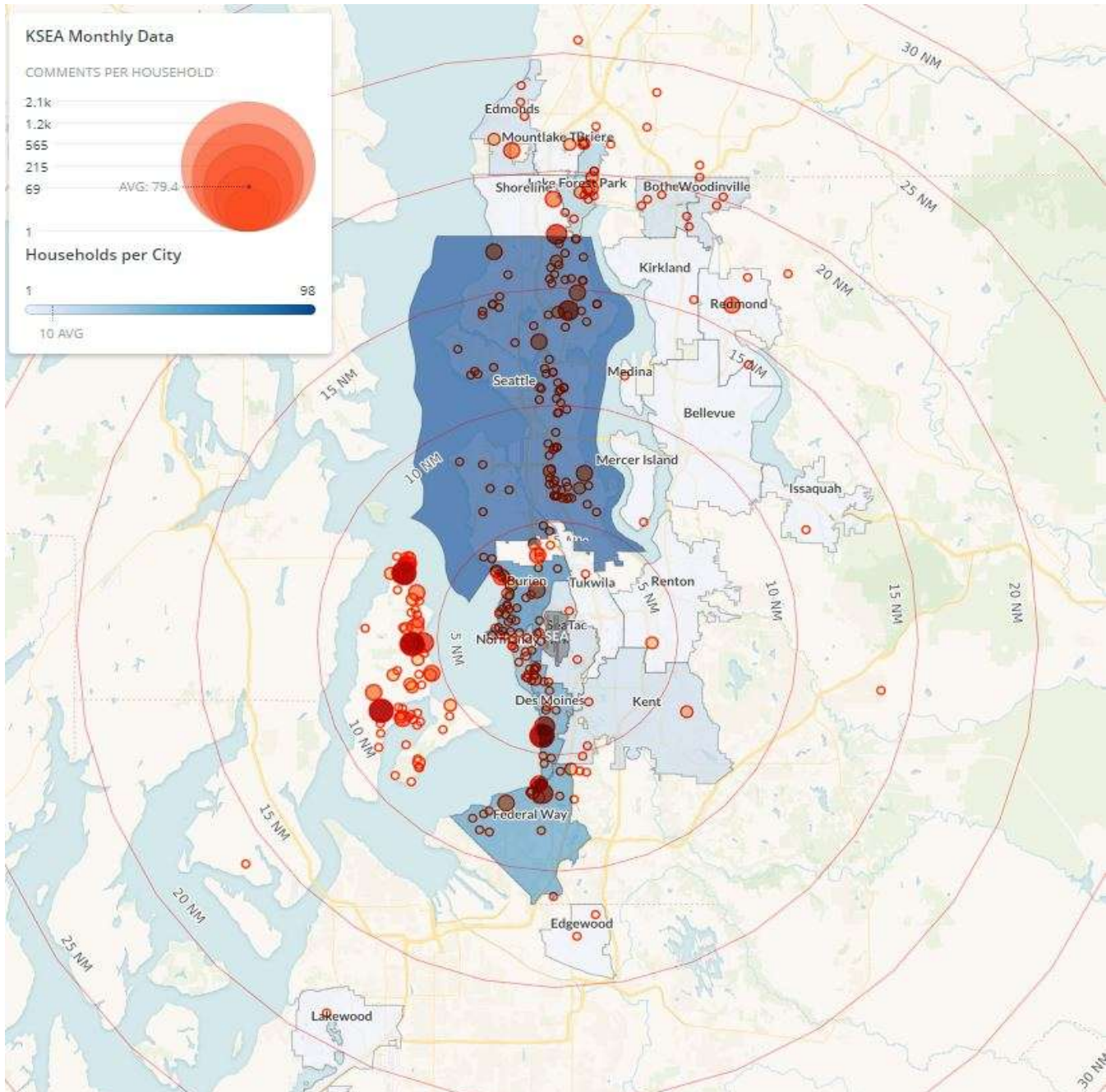
Comments YTD

453

Distinct Households YTD

Noise Comment Map: By City

NOTES: Noise comments from households submitted without valid address information are not depicted on the map.



335

Distinct Households

26,610

Comments

62,764

Comments YTD

453

Distinct Households YTD

Noise Comment Map: By Zip Code

NOTES: Noise comments from households submitted without valid address information are not depicted on the map.

