

## Monthly Totals & Trends

**312**

Distinct Households

**24,123**

Comments

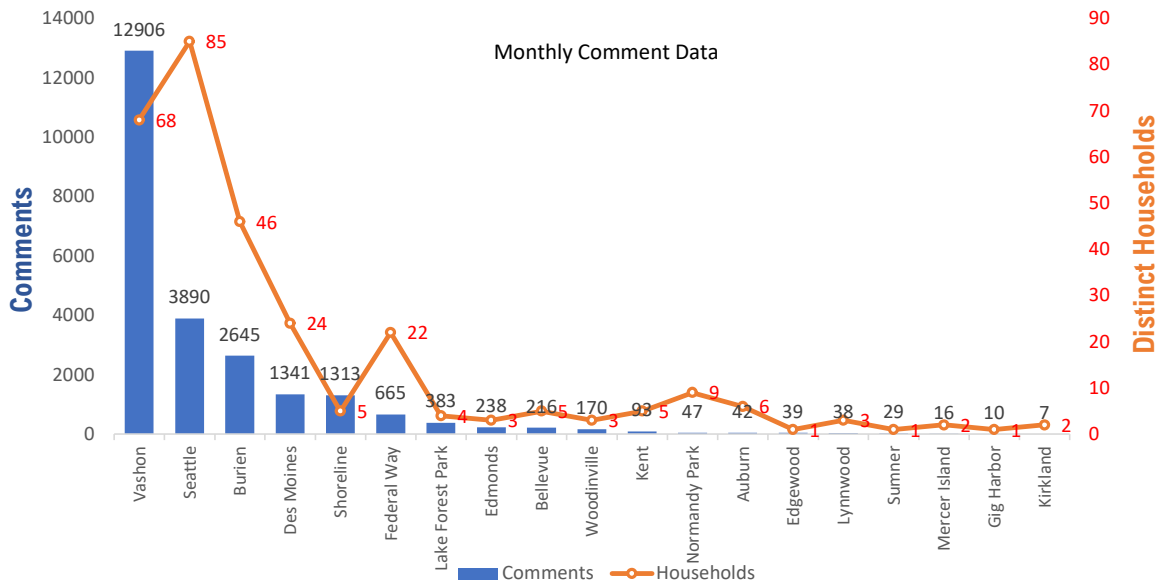
**204,315**

Comments YTD

**1,054**

Distinct Households YTD

## Monthly Totals & Trends: By City



CITY	COMMENTS	DISTINCT HOUSEHOLDS	AVG COMMENTS/ HOUSEHOLD
Vashon	12,906	68	189.8
Seattle	3,890	85	45.8
Burien	2,645	46	57.5
Des Moines	1,341	24	55.9
Shoreline	1,313	5	262.6
Federal Way	665	22	30.2
Lake Forest Park	383	4	95.8
Edmonds	238	3	79.3
Bellevue	216	5	43.2
Woodinville	170	3	56.7
Kent	93	5	18.6
Normandy Park	47	9	5.2
Auburn	42	6	7.0
Edgewood	39	1	39.0
Lynnwood	38	3	12.7
Sumner	29	1	29.0
Mercer Island	16	2	8.0
Gig Harbor	10	1	10.0
Bonney Lake	7	1	7.0
Kirkland	7	2	3.5
OTHER	28	16	1.8
<b>Totals</b>	<b>24,123</b>	<b>312</b>	<b>77.3</b>

## Monthly Totals & Trends

**312**

Distinct Households

**24,123**

Comments

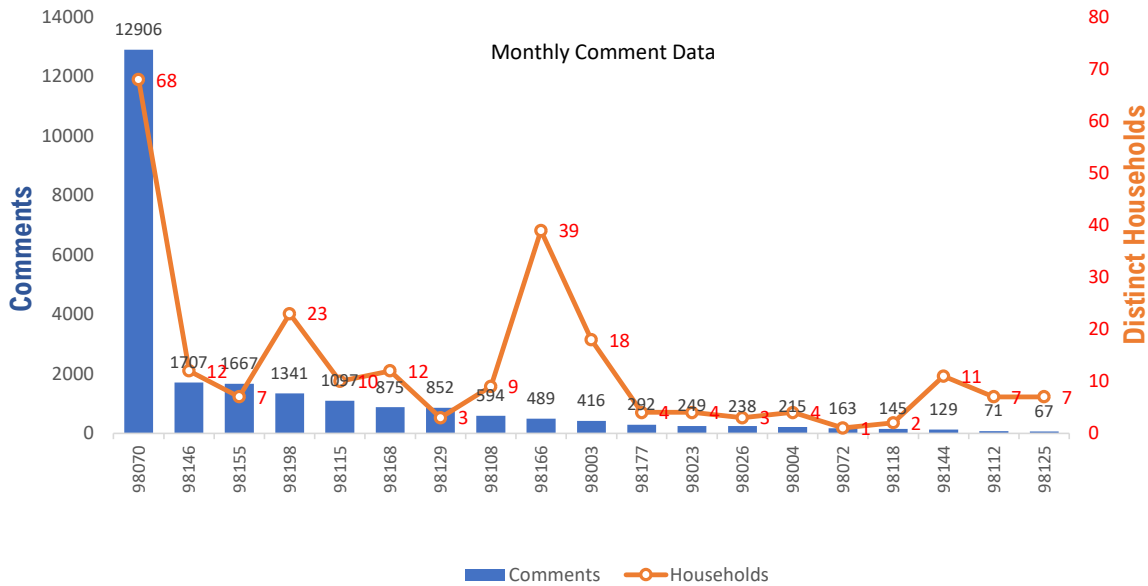
**204,315**

Comments YTD

**1,054**

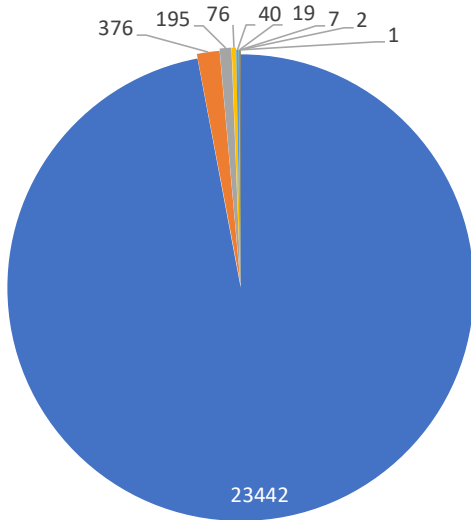
Distinct Households YTD

## Monthly Totals & Trends: By Zip Code

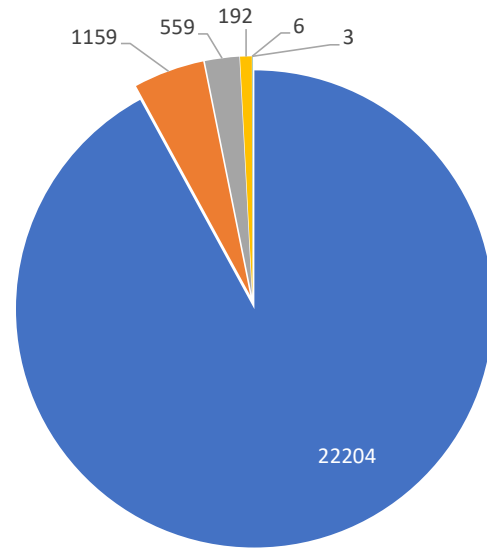


ZIP CODE	COMMENTS	DISTINCT HOUSEHOLDS	AVG COMMENTS/ HOUSEHOLD
98070	12,906	68	189.8
98198	1,341	23	58.3
98003	416	18	23.1
98108	594	9	66.0
98146	1,707	12	142.3
98118	145	2	72.5
98155	1,667	7	238.1
98166	489	39	12.5
98168	875	12	72.9
98115	1,097	10	109.7
98023	249	4	62.3
98125	67	7	9.6
98144	129	11	11.7
98122	63	3	21.0
98112	71	7	10.1
98177	292	4	73.0
98026	238	3	79.3
98072	163	1	163.0
98129	852	3	284.0
98004	215	4	53.8
OTHER	547	65	8.4
<b>Totals</b>	<b>24,123</b>	<b>312</b>	<b>77.3</b>

## Comment Breakdown: Types & Filing Method



- Noise Annoyance
- Aircraft too low
- Increase in Flight / Noise
- Unspecified
- Aircraft deviations
- Request Sound Insulation Info
- Other
- Fuel Smell / Air Quality
- Flight Track Map Request
- Add to mailing list



- Web App
- Mobile
- Webform
- Hotline
- MobileVue
- PublicVue

COMMENT TYPE	COMMENTS
Noise Annoyance	23442
Aircraft too low	376
Increase in Flight / Noise	195
Unspecified	76
Aircraft deviations	40
Request Sound Insulation Info	19
Other	7
Fuel Smell / Air Quality	2
Flight Track Map Request	1
Add to mailing list	1

METHOD RECEIVED	COUNT
Web App	22204
Mobile	1159
Webform	559
Hotline	192
MobileVue	6
PublicVue	3

**312**

Distinct Households

**24,123**

Comments

**204,315**

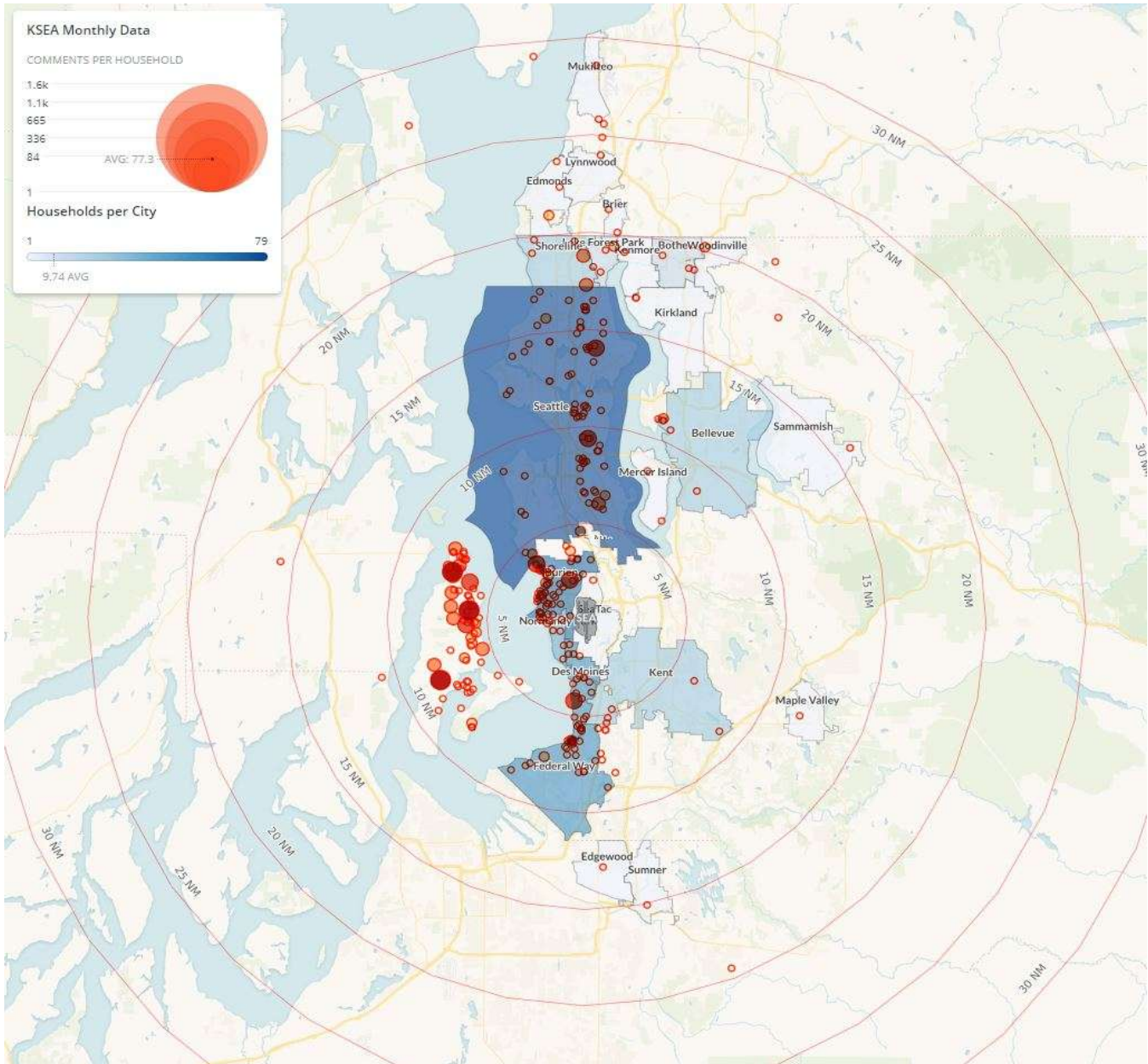
Comments YTD

**1,054**

Distinct Households YTD

## Noise Comment Map: By City

NOTES: Noise comments from households submitted without valid address information are not depicted on the map.



**312**

Distinct Households

**24,123**

Comments

**204,315**

Comments YTD

**1,054**

Distinct Households YTD

## Noise Comment Map: By Zip Code

NOTES: Noise comments from households submitted without valid address information are not depicted on the map.

