

NOV 2025

Monthly Totals & Trends

147

Distinct Households

6,971

Comments

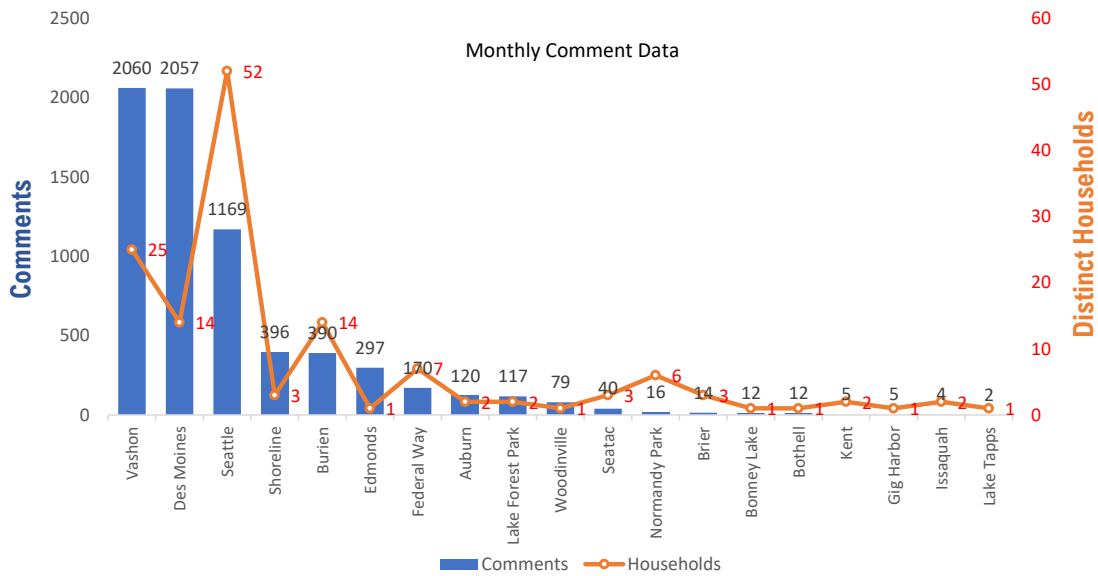
129,895

Comments YTD

759

Distinct Households YTD

Monthly Totals & Trends: By City



CITY	COMMENTS	DISTINCT HOUSEHOLDS	AVG COMMENTS/ HOUSEHOLD
Vashon	2,060	25	82.4
Des Moines	2,057	14	146.9
Seattle	1,169	52	22.5
Shoreline	396	3	132.0
Burien	390	14	27.9
Edmonds	297	1	297.0
Federal Way	170	7	24.3
Auburn	120	2	60.0
Lake Forest Park	117	2	58.5
Woodinville	79	1	79.0
Seatac	40	3	13.3
Normandy Park	16	6	2.7
Brier	14	3	4.7
Bonney Lake	12	1	12.0
Bothell	12	1	12.0
Gig Harbor	5	1	5.0
Kent	5	2	2.5
Issaquah	4	2	2.0
Lake Tapps	2	1	2.0
Renton	1	1	1.0
OTHER	5	5	1.0
Totals	6,971	147	47.4

NOV 2025

Monthly Totals & Trends

147

Distinct Households

6,971

Comments

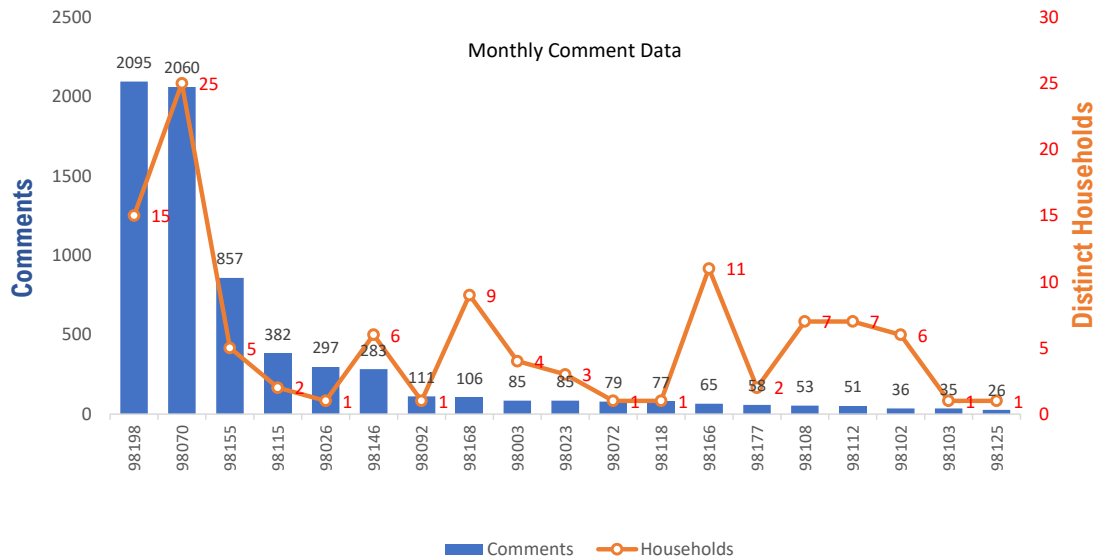
129,895

Comments YTD

759

Distinct Households YTD

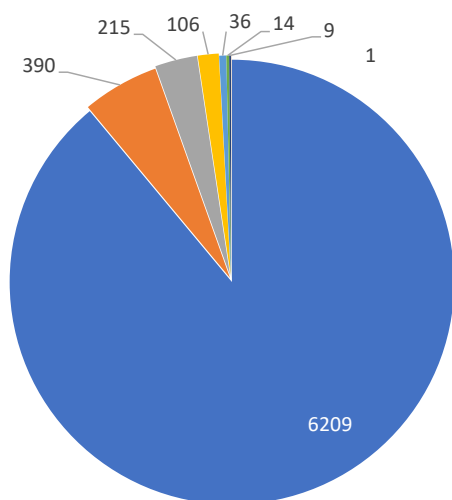
Monthly Totals & Trends: By Zip Code



ZIP CODE	COMMENTS	DISTINCT HOUSEHOLDS	AVG COMMENTS/ HOUSEHOLD
98198	2,095	15	139.7
98070	2,060	25	82.4
98155	857	5	171.4
98115	382	2	191.0
98026	297	1	297.0
98146	283	6	47.2
98092	111	1	111.0
98168	106	9	11.8
98003	85	4	21.3
98023	85	3	28.3
98072	79	1	79.0
98118	77	1	77.0
98166	65	11	5.9
98177	58	2	29.0
98108	53	7	7.6
98112	51	7	7.3
98102	36	6	6.0
98103	35	1	35.0
98125	26	1	26.0
98133	24	2	12.0
OTHER	106	37	2.9
Totals	6,971	147	47.4

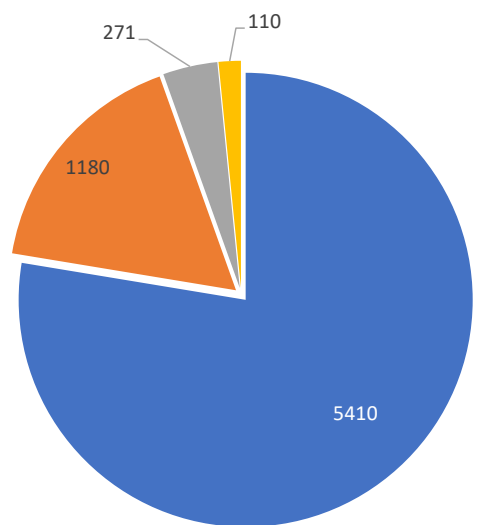
NOV 2025

Comment Breakdown: Types & Filing Method



- Noise Annoyance
- Aircraft too low
- Unspecified
- Increase in Flight / Noise
- Aircraft deviations
- Request Sound Insulation Info
- Request Part 150 Noise Study Update Info
- Fuel Smell / Air Quality

COMMENT TYPE	COMMENTS
Noise Annoyance	6209
Aircraft too low	390
Unspecified	215
Increase in Flight / Noise	106
Aircraft deviations	36
Request Sound Insulation Info	14
Request Part 150 Noise Study Update Info	9
Fuel Smell / Air Quality	1



- Web App
- Mobile
- Hotline
- Webform

	METHOD RECEIVED	COUNT
Web App	Third party web application	5410
Mobile	PlaneNoise mobile application	1180
Hotline	Voicemail message via phone system	271
Webform	Comment submitted via Port of Seattle website	110

NOV 2025

147

Distinct Households

6,971

Comments

129,895

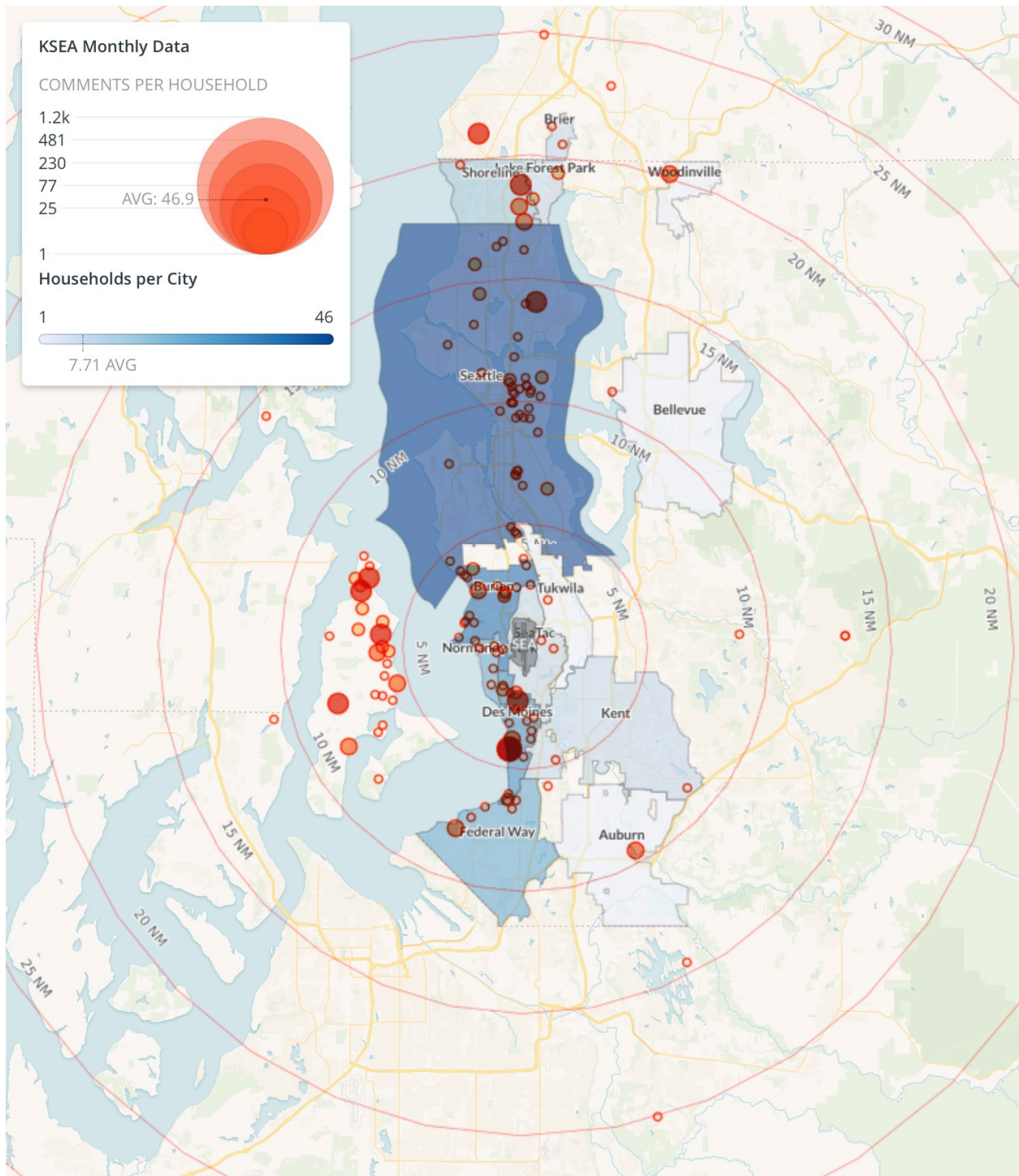
Comments YTD

759

Distinct Households YTD

Noise Comment Map: By City

NOTES: Noise comments from households submitted without valid address information are not depicted on the map.



NOV 2025

147

Distinct Households

6,971

Comments

129,895

Comments YTD

759

Distinct Households YTD

Noise Comment Map: By Zip Code

NOTES: Noise comments from households submitted without valid address information are not depicted on the map.

