

JAN 2026

## Monthly Totals & Trends

**160**

Distinct Households

**7,160**

Comments

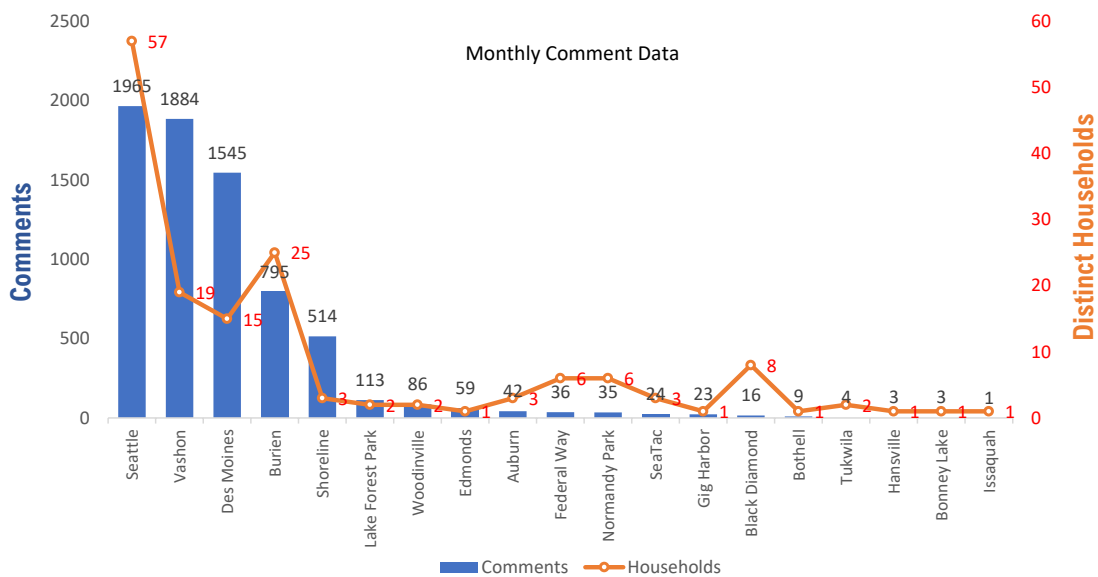
**7,160**

Comments YTD

**160**

Distinct Households YTD

## Monthly Totals & Trends: By City



CITY	COMMENTS	DISTINCT HOUSEHOLDS	AVG COMMENTS/ HOUSEHOLD
Seattle	1,965	57	34.5
Vashon	1,884	19	99.2
Des Moines	1,545	15	103.0
Burien	795	25	31.8
Shoreline	514	3	171.3
Lake Forest Park	113	2	56.5
Woodinville	86	2	43.0
Edmonds	59	1	59.0
Auburn	42	3	14.0
Federal Way	36	6	6.0
Normandy Park	35	6	5.8
SeaTac	24	3	8.0
Gig Harbor	23	1	23.0
Black Diamond	16	8	2.0
Bothell	9	1	9.0
Tukwila	4	2	2.0
Hansville	3	1	3.0
Bonney Lake	3	1	3.0
Issaquah	1	1	1.0
Lynnwood	1	1	1.0
OTHER	2	2	1.0
<b>Totals</b>	<b>7,160</b>	<b>160</b>	<b>44.8</b>

JAN 2026

## Monthly Totals & Trends

**160**

Distinct Households

**7,160**

Comments

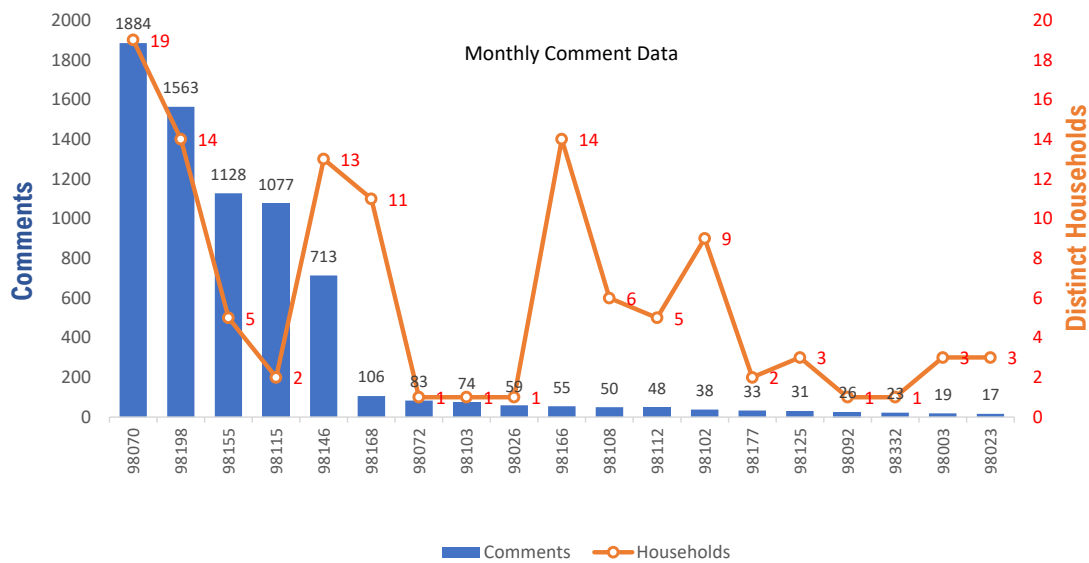
**7,160**

Comments YTD

**160**

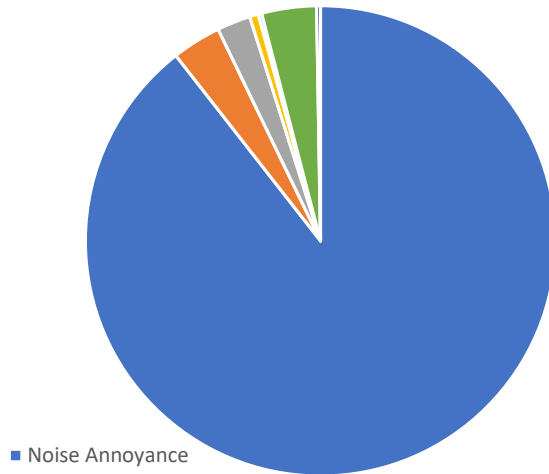
Distinct Households YTD

## Monthly Totals & Trends: By Zip Code



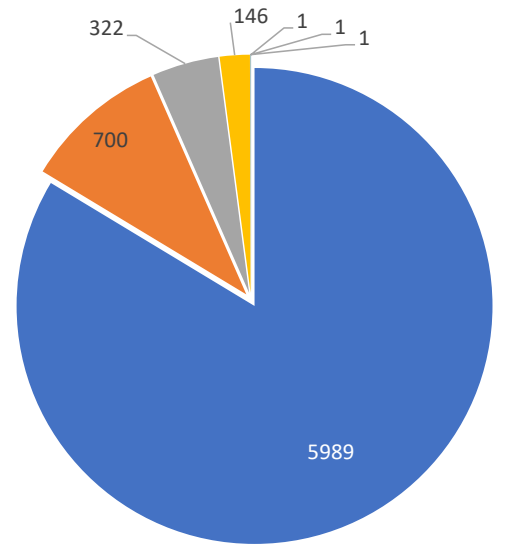
ZIP CODE	COMMENTS	DISTINCT HOUSEHOLDS	AVG COMMENTS/ HOUSEHOLD
98070	1,884	19	99.2
98198	1,563	14	111.6
98155	1,128	5	225.6
98115	1,077	2	538.5
98146	713	13	54.8
98168	106	11	9.6
98072	83	1	83.0
98103	74	1	74.0
98026	59	1	59.0
98166	55	14	3.9
98108	50	6	8.3
98112	48	5	9.6
98102	38	9	4.2
98177	33	2	16.5
98125	31	3	10.3
98092	26	1	26.0
98332	23	1	23.0
98003	19	3	6.3
98023	17	3	5.7
98118	16	2	8.0
OTHER	117	44	2.7
<b>Totals</b>	<b>7,160</b>	<b>160</b>	<b>44.8</b>

## Comment Breakdown: Types & Filing Method



- Noise Annoyance
- Increase in Flight / Noise
- Aircraft too low
- Aircraft deviations
- Request Sound Insulation Info
- Unspecified
- Request Part 150 Noise Study Update Info

COMMENT TYPE	Sum of Count
Noise Annoyance	6410
Increase in Flight / Noise	242
Aircraft too low	165
Aircraft deviations	43
Request Sound Insulation Info	17
Unspecified	270
Request Part 150 Noise Study Update Info	19



- Web App
- Mobile
- Hotline
- Webform
- PublicVue
- Email
- MobileVue

	METHOD RECEIVED	COUNT
Web App	Third party web application	5989
Mobile	PlaneNoise mobile application	700
Hotline	Voicemail message via phone system	322
Webform	Comment submitted via Port of Seattle website	146
Email	Email sent to Noise Programs Office/Staff	1
MobileVue	Received via PublicVue mobile app from cell phone	1
PublicVue	Received via PublicVue flight tracking website	1

JAN 2026

**160**

Distinct Households

**7,160**

Comments

**7,160**

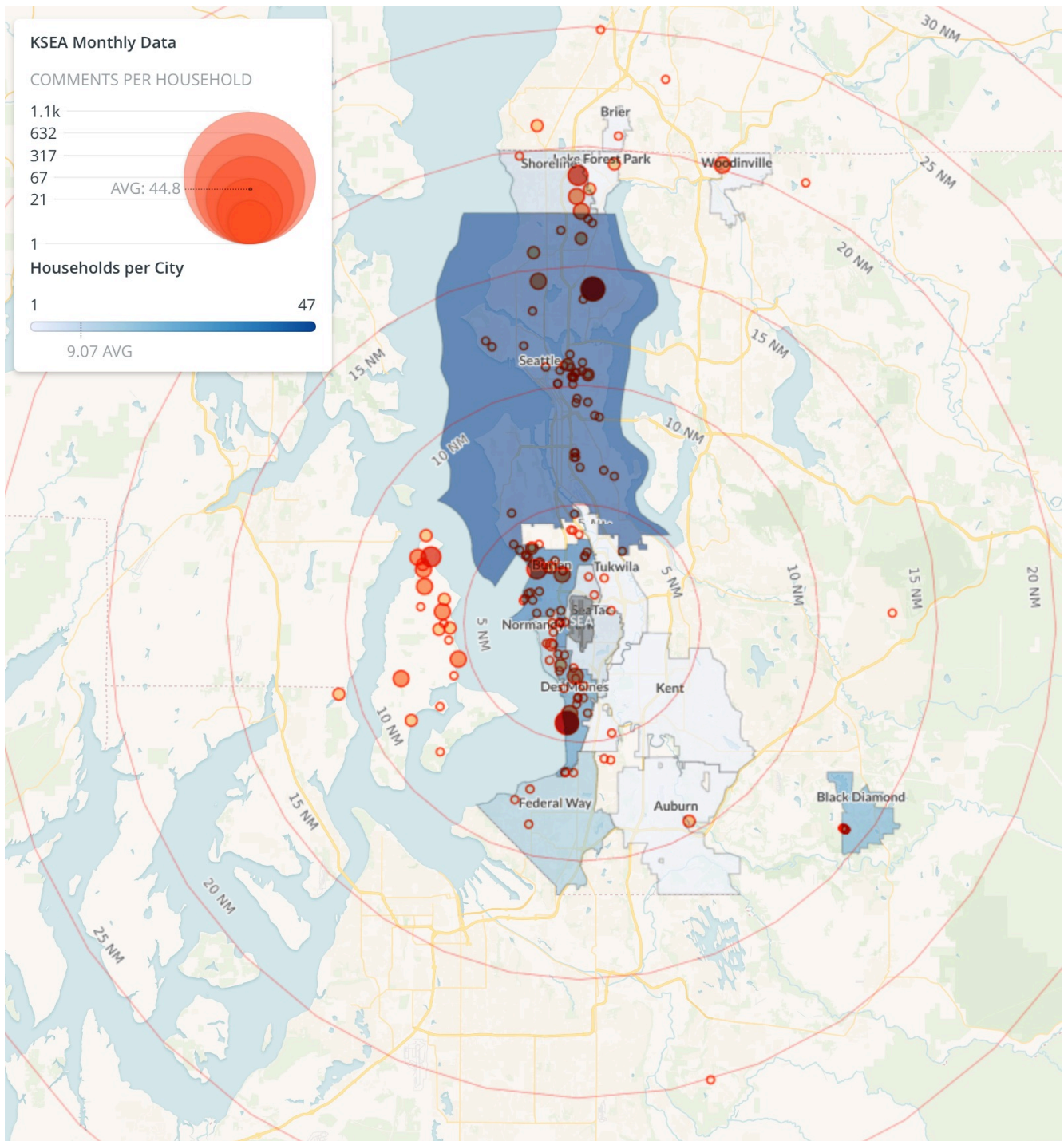
Comments YTD

**160**

Distinct Households YTD

## Noise Comment Map: By City

NOTES: Noise comments from households submitted without valid address information are not depicted on the map.





JAN 2026

**160**

Distinct Households

**7,160**

Comments

**7,160**

Comments YTD

**160**

Distinct Households YTD

## Noise Comment Map: By Zip Code

NOTES: Noise comments from households submitted without valid address information are not depicted on the map.

