

MAR 2026

## Monthly Totals & Trends

**152**

Distinct Households

**5,887**

Comments

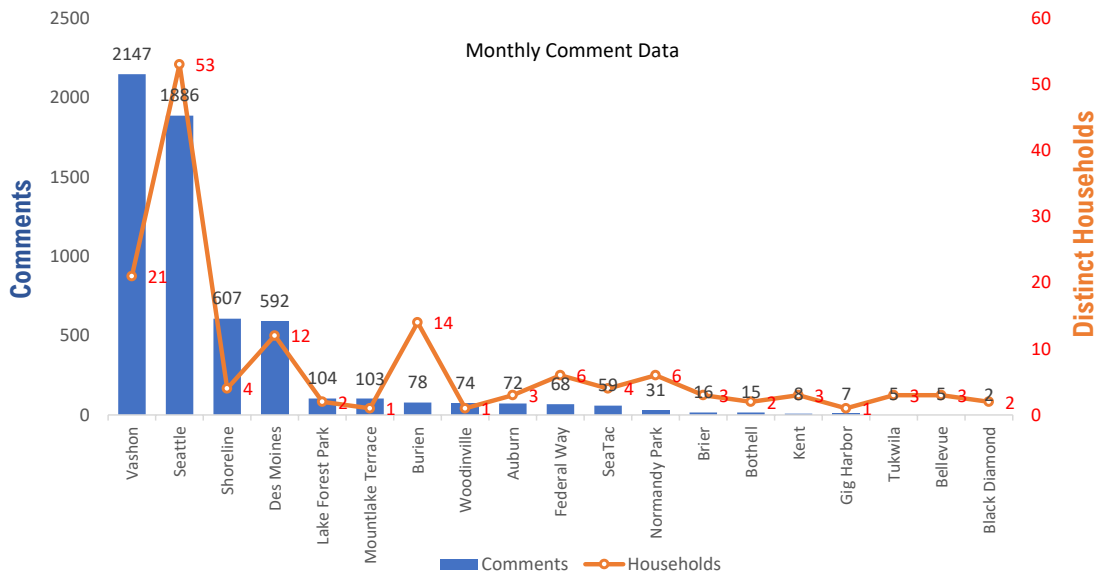
**18,919**

Comments YTD

**293**

Distinct Households YTD

## Monthly Totals & Trends: By City



CITY	COMMENTS	DISTINCT HOUSEHOLDS	AVG COMMENTS/HOUSEHOLD
Vashon	2,147	21	102.2
Seattle	1,886	53	35.6
Shoreline	607	4	151.8
Des Moines	592	12	49.3
Lake Forest Park	104	2	52.0
Mountlake Terrace	103	1	103.0
Burien	78	14	5.6
Woodinville	74	1	74.0
Auburn	72	3	24.0
Federal Way	68	6	11.3
SeaTac	59	4	14.8
Normandy Park	31	6	5.2
Brier	16	3	5.3
Bothell	15	2	7.5
Kent	8	3	2.7
Gig Harbor	7	1	7.0
Tukwila	5	3	1.7
Bellevue	5	3	1.7
Black Diamond	2	2	1.0
Suquamish	1	1	1.0
OTHER	7	7	1.0
<b>Totals</b>	<b>5,887</b>	<b>152</b>	<b>38.7</b>

MAR 2026

### Monthly Totals & Trends

**152**

Distinct Households

**5,887**

Comments

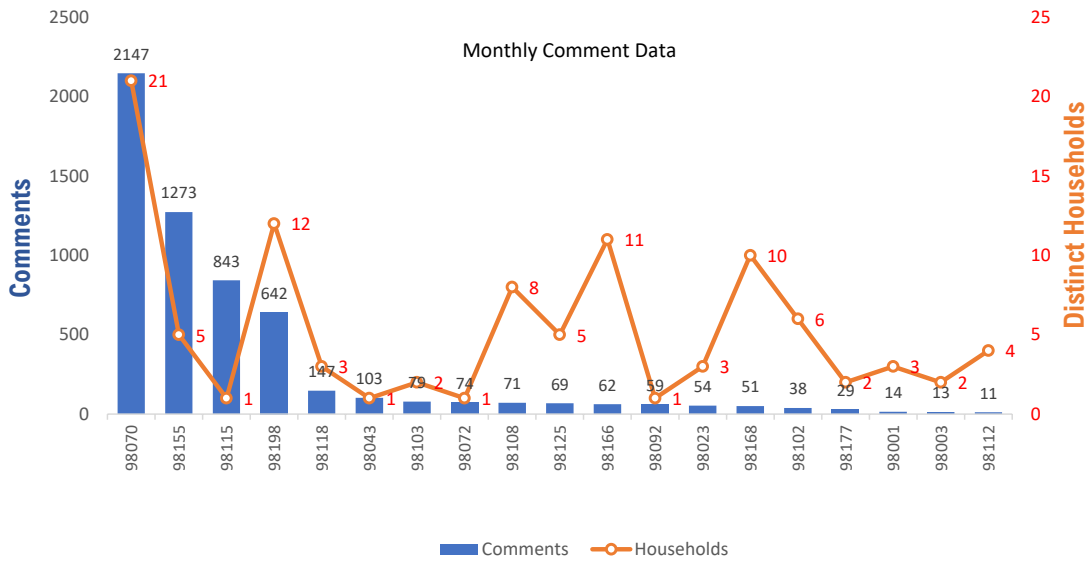
**18,919**

Comments YTD

**293**

Distinct Households YTD

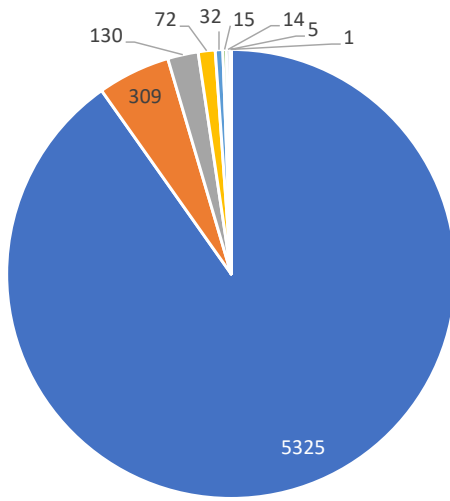
### Monthly Totals & Trends: By Zip Code



ZIP CODE	COMMENTS	DISTINCT HOUSEHOLDS	AVG COMMENTS/HOUSEHOLD
98070	2,147	21	102.2
98155	1,273	5	254.6
98115	843	1	843.0
98198	642	12	53.5
98118	147	3	49.0
98043	103	1	103.0
98103	79	2	39.5
98072	74	1	74.0
98108	71	8	8.9
98125	69	5	13.8
98166	62	11	5.6
98092	59	1	59.0
98023	54	3	18.0
98168	51	10	5.1
98102	38	6	6.3
98177	29	2	14.5
98001	14	3	4.7
98003	13	2	6.5
98112	11	4	2.8
98012	11	1	11.0
OTHER	97	50	1.9
<b>Totals</b>	<b>5,887</b>	<b>152</b>	<b>38.7</b>

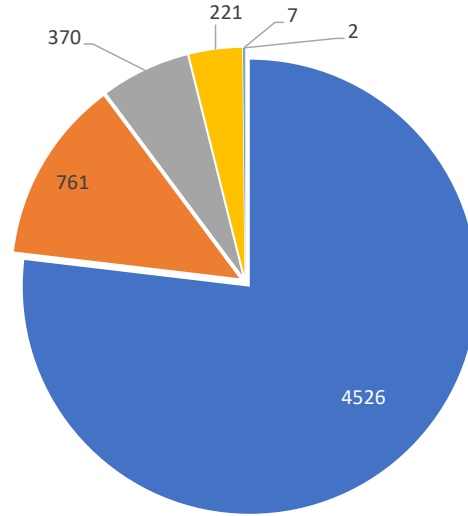
MAR 2026

### Comment Breakdown: Types & Filing Method



- Noise Annoyance
- Unspecified
- Aircraft too low
- Increase in Flight / Noise
- Aircraft deviations
- Request Sound Insulation Info
- Request Part 150 Noise Study Update Info
- Other
- Fuel Smell / Air Quality

COMMENT TYPE	Sum of Count
Noise Annoyance	5325
Unspecified	309
Aircraft too low	130
Increase in Flight / Noise	72
Aircraft deviations	32
Request Sound Insulation Info	15
Request Part 150 Noise Study Update Info	14
Other	5
Fuel Smell / Air Quality	1



- Web App
- Mobile
- Hotline
- Webform
- MobileVue
- PublicVue

METHOD RECEIVED	COUNT	
Web App	Third party web application	4526
Mobile	PlaneNoise mobile application	761
Hotline	Voicemail message via phone system	370
Webform	Comment submitted via Port of Seattle website	221
MobileVue	Received via PublicVue mobile app from cell phone	7
PublicVue	Received via PublicVue flight tracking website	2

MAR 2026

**152**

Distinct Households

**5,887**

Comments

**18,919**

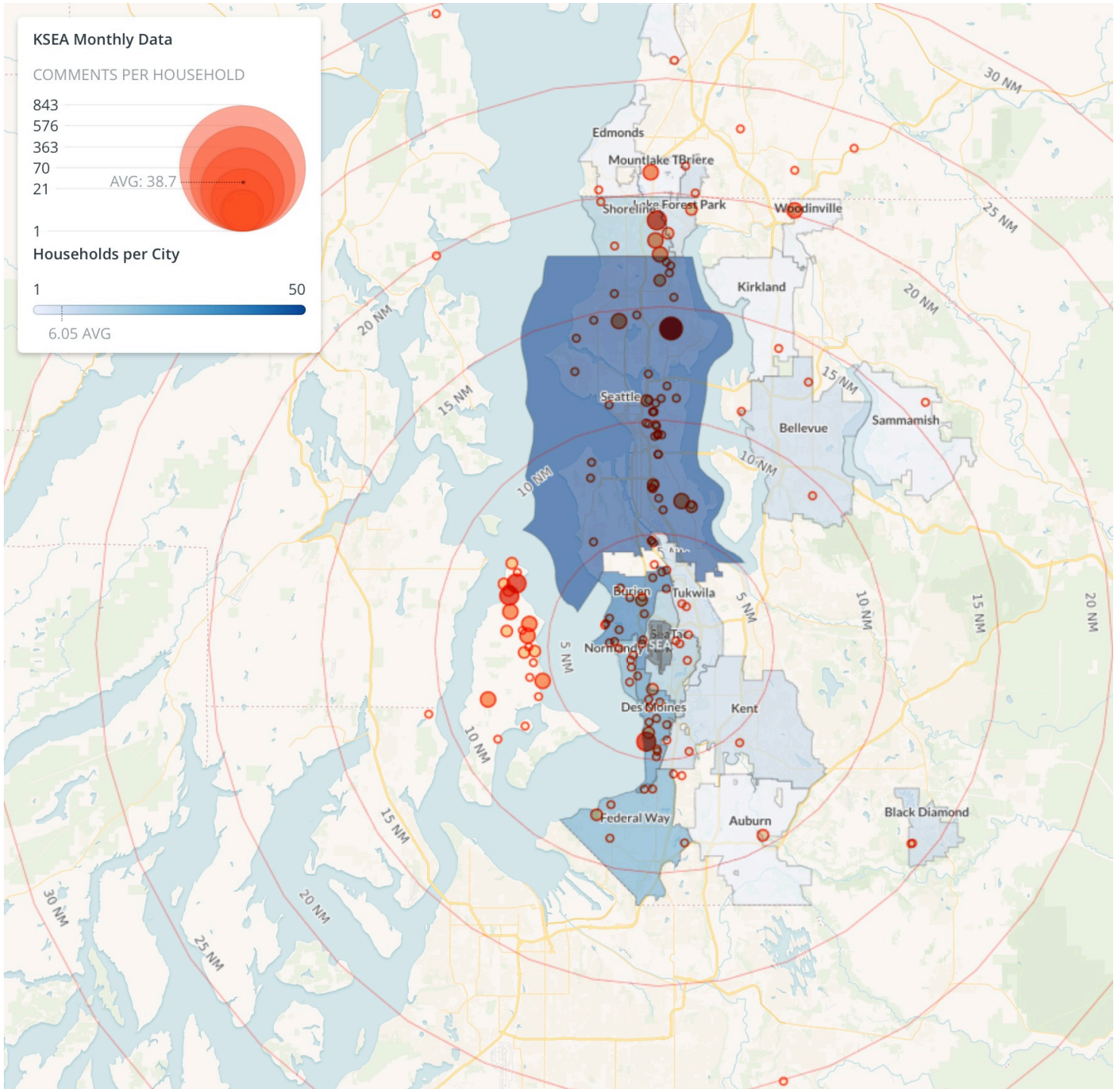
Comments YTD

**293**

Distinct Households YTD

## Noise Comment Map: By City

NOTES: Noise comments from households submitted without valid address information are not depicted on the map.



MAR 2026

**152**

Distinct Households

**5,887**

Comments

**18,919**

Comments YTD

**293**

Distinct Households YTD

## Noise Comment Map: By Zip Code

NOTES: Noise comments from households submitted without valid address information are not depicted on the map.

